

**CONTRA COSTA COMMUNITY  
COLLEGE DISTRICT**

**FINANCIAL STATEMENTS  
WITH  
INDEPENDENT AUDITOR'S REPORT**

**YEAR ENDED JUNE 30, 2006**

**CONTRA COSTA COMMUNITY COLLEGE DISTRICT**

**TABLE OF CONTENTS**

**YEAR ENDED JUNE 30, 2006**

---

	<u>PAGE</u>
<b>INTRODUCTION</b>	
Organization	1
Objectives of the Audit	2
Highlights of the Audit	3
<b>FINANCIAL SECTION</b>	
INDEPENDENT AUDITOR'S REPORT	4
MANAGEMENT'S DISCUSSION AND ANALYSIS	6
BASIC FINANCIAL STATEMENTS:	
Statement of Net Assets	18
Statement of Revenues, Expenses and Changes in Net Assets	19
Statement of Cash Flows	20
Statement of Fiduciary Net Assets	22
Notes to the Financial Statements	23
<b>SUPPLEMENTARY INFORMATION SECTION</b>	
Balance Sheet — All Funds	39
Statement of Changes in Fund Balances – All Funds	40
Combining Balance Sheet: Current Funds – Unrestricted	41
Combining Statement of Changes in Fund Balances: Current Funds – Unrestricted	42
Combining Balance Sheet: Current Funds – Restricted	43
Combining Statement of Changes in Fund Balances: Current Funds – Restricted	44
Combining Balance Sheet – Plant Funds	45
Combining Statement of Changes in Fund Balances – Plant Funds	46
Combining Balance Sheet – Auxiliary Organizations	47
Combining Statement of Changes in Fund Balances – Auxiliary Organizations	48
Schedule of Expenditures of Federal Awards	49
Schedule of State Financial Assistance	50
Schedule of State General Apportionment and Apprenticeship Hours of Instruction	51
Reconciliation of Annual Financial and Budget Report (CCFS-311)	
with Audited Financial Statements	52
Notes to Supplementary Information	53

**CONTRA COSTA COMMUNITY COLLEGE DISTRICT**

**TABLE OF CONTENTS**

**YEAR ENDED JUNE 30, 2006**

---

	<b><u>PAGE</u></b>
<b>OTHER INDEPENDENT AUDITOR'S REPORTS</b>	
Report on Internal Control over Financial Reporting and on Compliance and Other Matters Based on an Audit of Financial Statements Performed in Accordance with <i>Government Auditing Standards</i>	54
Report on Compliance with Requirements Applicable to Each Major Program and Internal Control over Compliance in Accordance with OMB Circular A-133	56
Independent Auditor's Report on State Compliance	58
<b>FINDINGS AND RECOMMENDATIONS SECTION</b>	
Schedule of Audit Findings and Questioned Costs	61
Status of Prior Year Findings and Recommendations	67

**CONTRA COSTA COMMUNITY COLLEGE DISTRICT**

**ORGANIZATION**

**YEAR ENDED JUNE 30, 2006**

---

**DESCRIPTION OF DISTRICT**

The Contra Costa Community College District (the District) was established in 1948 as a separate district and began operating in 1949. The District serves Contra Costa County, California, with three colleges: Diablo Valley College located in Pleasant Hill, Contra Costa College located in San Pablo, and Los Medanos College located in Pittsburg. The administrative offices of the District are located in Martinez, California. The District also operates satellite education centers in San Ramon and Brentwood. The boundaries of the District are contiguous with the boundaries of the County of Contra Costa, and includes substantially all of the County's 734 square miles. All colleges are accredited, and offer a wide range of subjects, including vocational and technical education.

The members of the Governing Board of Contra Costa Community College District holding office during the audit period, and their term of office expiration dates are as follows:

**BOARD OF TRUSTEES**

<u>Name</u>	<u>Office</u>	<u>Term Expires</u>
John T. Nejedly	President	December 2006
David N. MacDiarmid	Vice President	December 2006
Jo Ann Cookman	Secretary	December 2008
Tomi Van de Brooke	Member	December 2008
Sheila A. Grilli	Member	December 2006
Ivan M. Williams	Student Member	June 2006 – May 2007

**ADMINISTRATION**

Ms. Helen Benjamin.....Chancellor  
Mr. Douglas Roberts.....Interim Vice Chancellor, Finance and Administration

# CONTRA COSTA COMMUNITY COLLEGE DISTRICT

## OBJECTIVES OF THE AUDIT

YEAR ENDED JUNE 30, 2006

---

The single audit of the Contra Costa Community College District (the District) had the following objectives:

- To evaluate the adequacy of the systems and procedures affecting compliance with applicable federal and California laws and regulations, noncompliance with which could have a material effect on the District's financial statements and the allowable program expenditures for federal and California financial assistance programs.
- To evaluate the adequacy of the system of internal control sufficient to meet the requirements of generally accepted auditing standards, for the purpose of formulating an opinion on the financial statements taken as a whole.
- To determine the accountability for revenues and the propriety of expenditures, and the extent to which funds have been expended in accordance with prescribed federal and California laws and regulations.
- To determine whether financial and related reports to state and federal agencies fairly present the information set forth in relation to the financial statements taken as a whole.
- To determine the fairness of the financial statement presentation in accordance with generally accepted accounting principles.
- To recommend appropriate actions in any areas where internal control or compliance with applicable federal and California laws and regulations could be improved.

**CONTRA COSTA COMMUNITY COLLEGE DISTRICT**

**HIGHLIGHTS OF THE AUDIT**

**YEAR ENDED JUNE 30, 2006**

---

This section highlights findings that were identified during the audit. These findings are discussed in the independent auditor's reports and the findings and recommendations section (see pages 61-67).

- The independent auditor's report on the financial statements for the year ended June 30, 2006 is unqualified.
- Four compliance exceptions with state laws and regulations were noted.

**FINANCIAL SECTION**



## **INDEPENDENT AUDITOR'S REPORT**

**Board of Trustees  
Contra Costa Community College District  
Martinez, California**

We have audited the accompanying basic financial statements of the business-type activities and remaining fund information of the Contra Costa Community College District (the District), as of and for the year ended June 30, 2006, which collectively comprise the District's basic financial statements as listed in the table of contents. These financial statements are the responsibility of the District's management. Our responsibility is to express opinions on these financial statements based on our audit.

We conducted our audit in accordance with auditing standards generally accepted in the United States of America; the standards applicable to financial audits contained in *Government Auditing Standards*, issued by the Comptroller General of the United States; and the *Contracted District Audit Manual*, issued by the California Community Colleges Chancellor's Office. Those standards require that we plan and perform the audit to obtain reasonable assurance about whether the financial statements are free of material misstatement. An audit includes examining, on a test basis, evidence supporting the amounts and disclosures in the financial statements. An audit also includes assessing the accounting principles used and significant estimates made by management, as well as evaluating the overall financial statement presentation. We believe that our audit provides a reasonable basis for our opinions.


In our opinion, the financial statements referred to above present fairly, in all material respects, the respective financial position of the business-type activities and remaining fund information of the District, as of June 30, 2006, and the respective changes in financial position and, where applicable, its cash flows there of for the year then ended in conformity with accounting principles generally accepted in the United States of America.

In accordance with *Government Auditing Standards*, we have also issued a report dated November 3, 2006, on our consideration of the District's internal control over financial reporting and on our tests of its compliance with certain provisions of laws, regulations, contracts, and grant agreements and other matters. The purpose of that report is to describe the scope of our testing of internal control over financial reporting and compliance and the results of that testing, and not to provide an opinion on the internal control over financial reporting or on compliance. That report is an integral part of an audit performed in accordance with *Government Auditing Standards* and should be considered in assessing the results of our audit.



The Management's Discussion and Analysis (MD&A) on pages 6 through 17 is not a required part of the financial statements but is supplementary information required by the accounting principles generally accepted in the United States of America. We have applied certain limited procedures, which consisted principally of inquiries of management regarding the methods of measurement and presentation of the required supplementary information. However, we did not audit the information and express no opinion on it.

Our audit was conducted for the purpose of forming opinions on the financial statements that collectively comprise the District's basic financial statements. The accompanying Schedule of Expenditures of Federal Awards is not a required part of the financial statements and is presented for purposes of additional analysis as required by U.S. Office of Management and Budget Circular A-133, *Audits of States, Local Governments, and Non-Profit Organizations*. The Schedule of State Financial Assistance and other supplemental financial and statistical information is not a required part of the financial statements and is presented for purposes of additional analysis as required by the *Contracted District Audit Manual*, issued by the California Community Colleges Chancellor's Office. Such information has been subjected to the auditing procedures applied in the audit of the financial statements and, in our opinion, are fairly stated in all material respects in relation to the basic financial statements taken as a whole. The additional Combining Balance Sheets by Fund and Combining Statements of Changes in Fund Balance by Fund have been presented for purpose of additional analysis and are not a required part of the basic financial statements. Accordingly they have not been subjected to the auditing procedures applied in the audit of the basic financial statements, and we express no opinion on them.



**GILBERT ASSOCIATES, INC.**

**November 3, 2006**

CONTRA COSTA COMMUNITY COLLEGE DISTRICT  
Management's Discussion and Analysis (MD&A)  
For the Year Ended June 30, 2006

**Condensed Statement of Net Assets**

	<u>2006</u>	<u>2005</u>	<u>Increase (Decrease)</u>	<u>Percent Change</u>
<b>Current assets</b>				
Cash and short-term investments	\$ 38,925,502	\$ 58,023,946	\$ (19,098,444)	(32.9%)
Receivables	36,651,053	21,827,314	14,823,739	67.9%
Inventory, prepaid expenses and other	8,170,742	5,880,069	2,290,673	39.0%
<b>Total current assets</b>	<u>83,747,297</u>	<u>85,731,329</u>	<u>(1,984,032)</u>	<u>(2.3%)</u>
<b>Non-current assets</b>				
Net capital assets and restricted funding	252,158,838	187,097,567	65,061,271	34.8%
<b>Total assets</b>	<u>\$ 335,906,135</u>	<u>\$ 272,828,896</u>	<u>\$ 63,077,239</u>	<u>23.1%</u>
<b>Current liabilities</b>				
Accounts payable, and accrued liabilities	\$ 21,008,248	\$ 15,907,016	\$ 5,101,232	32.1%
Deferred revenues	12,610,568	11,482,527	1,128,041	9.8%
Bonds and notes payable - current portion	4,002,458	19,913,904	(15,911,446)	(79.9%)
Other long-term liabilities - current portion	444,130	689,848	(245,718)	(35.6%)
<b>Total current liabilities</b>	<u>38,065,404</u>	<u>47,993,295</u>	<u>(9,927,891)</u>	<u>(20.7%)</u>
<b>Non-current liabilities</b>				
Long-term liabilities	126,512,733	101,811,657	24,701,076	24.3%
<b>Total liabilities</b>	<u>164,578,137</u>	<u>149,804,952</u>	<u>14,773,185</u>	<u>9.9%</u>
<b>Net assets</b>				
Investment in capital assets, net of debt	125,336,944	92,152,681	33,184,263	36.0%
Restricted	2,835,601	702,342	2,133,259	303.7%
Unrestricted	43,155,453	30,168,921	12,986,532	43.0%
<b>Total net assets</b>	<u>\$ 171,327,998</u>	<u>\$ 123,023,944</u>	<u>\$ 48,304,054</u>	<u>39.3%</u>

The components of cash and short-term investments are primarily:

- 1) \$7.2 million for the Unrestricted Fund, state mandated 5%-reserves;
- 2) \$2.6 million in Unrestricted Fund, designated reserves for 2005-06 college-carry-overs;
- 3) \$4.3 million in Unrestricted Fund, undesignated, non-reserved fund balance;
- 4) \$4.6 million in Unrestricted Fund, net-deferred tuition and fee revenues;
- 5) \$9.3 million held for outstanding payroll and vendor warrants;
- 6) \$9.2 million held at the County Treasury for life-time, retiree health benefits;
- 7) \$2.0 million held for the funded-portion of the District's liability for accrued compensated absences; and
- 8) \$1.5 million resulting from the net cash effect of all other non-cash assets, receivables, and liabilities.

The primary component of the \$18.7 million fiscal year decrease was the absence of \$16.1 million that had been held at the end of 2004-05 for the repayment of the District's 2004-05, Tax Revenue Anticipation Note.

**CONTRA COSTA COMMUNITY COLLEGE DISTRICT**  
**Management's Discussion and Analysis (MD&A)**  
**For the Year Ended June 30, 2006**

---

Accounts receivable primarily represents state funding owed to the District for capital and non-capital apportionments and grants. The total owed to the District by the state is approximately \$33.5 million. Local property taxes comprise \$1.6 million, and interest receivable comprises another \$1.1 million. The remaining accounts receivable are made up of student-receivables, book vendor credits, and miscellaneous items. The primary component of the 2005-06 increase in accounts receivable is \$8.0 million in apportionment revenues, that resulted from the District's decision to report summer 2006 FTES in fiscal 2005-06.

Inventories and prepaid items, \$1.9 and \$1.3 million, respectively, represent bookstore merchandise-inventories, and prepayments for July 2006 health insurance. Construction "retainage" accounted for another \$4.5 million of the overall balance. The primary cause for the increase in this balance is the increased retainage associated with the increase in construction during 2005-06.

Non-current, net capital assets and restricted funding primarily represent: 1) the District's original investment in land, site improvements, buildings and equipment, less the cost of accumulated depreciation, \$178.8 million, 2) unspent cash from the proceeds from the issuance of 2002 Measure "A" bonds, \$64.5 million, 3) the funds accumulated at the County Treasury for the redemption of bonds, \$4.7 million, 4) the unspent cash held in categorical-program and trust funds, \$0.8 million, 5) the cash-deficit for yet-to-be-received State-funded, capital project claims (\$14.6) million and, 6) the long-term investments held for the funding of the District's liability for life-time, retiree health benefits, \$17.9 million. For 2005-06, the increase in capital assets was principally due to the receipts of proceeds from the May, 2006 issuance of \$25 million in 2002 Measure "A" Bonds, and State-funded capital project claims.

Accounts payable and accrued liabilities primarily represent year-end accruals for services and goods received by the District, during fiscal 2005-06, for which payment would not be made until 2006-07. \$9.3 million of the amount represents debt on vendor invoices. Another \$4.5 million represents "retainage" on construction work that has been completed. The year-end accrual for payroll accounts for another \$4.5 million of the total. The 2005-06 year end balances are higher than 2004-05 primarily for the increase in construction-retainage liability, due to increased construction.

Deferred revenues represent prepayments, made to the District, for which services have yet to be rendered. \$7.8 million of this amount represents student tuition and registration fees, received during 2005-06, for the fiscal year 2006-07 summer and fall terms. Another \$4.7 million represents funding for grants and contracts, whose terms and conditions extend beyond 2005-06 fiscal year. The \$1.1 million increase from 2004-05 to 2005-06 is primarily due to the early receipt of State grant funding.

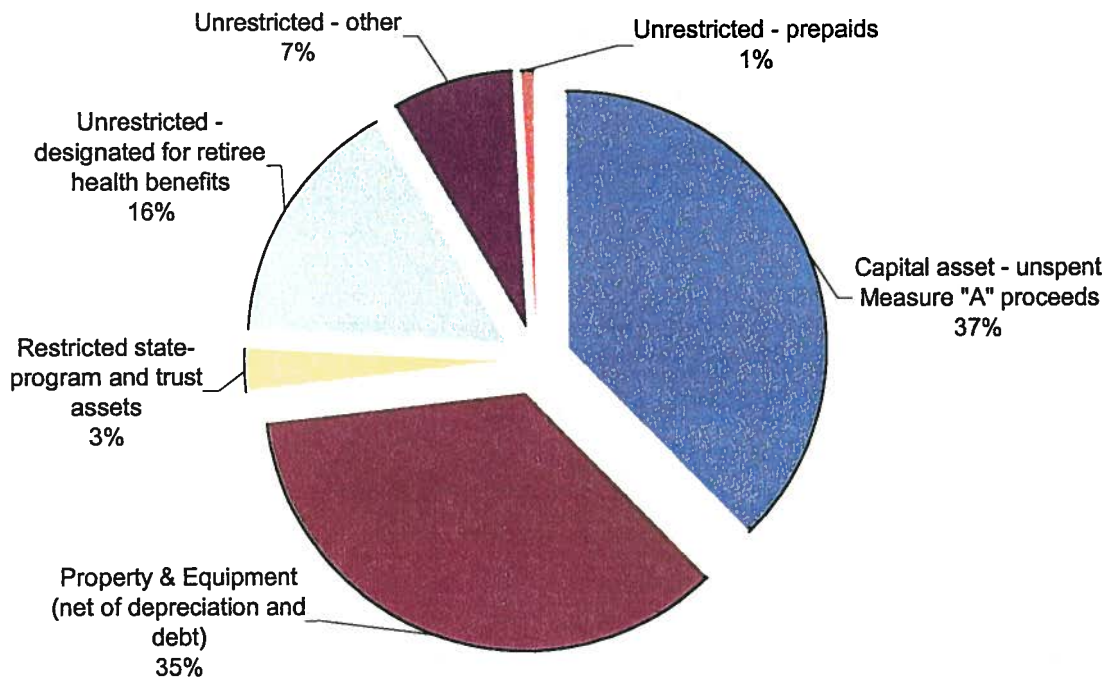
The current liabilities amount for bonds and notes payable primarily represents the principal and interest to be paid during 2006-07 on the 2002 Measure "A" bonds. Other current liabilities are composed of: 1) that portion of long-term capitalized leases to be paid during the 2006-07 fiscal year, \$365,864, and 2) \$78,266 for the year-end accrual of the District's "deductible" for all outstanding insurance claims. Each of these categories saw decreases over 2005-06.

The District's non-current liabilities primarily consist of: 1) the long-term debt remaining on the 2002 Measure "A" bonds, \$113.9 million, 2) the accumulated liability for accrued, employee-compensated absences, \$10.8 million, 3) the long-term debt remaining on the certificates of participation that were used to help construct the Diablo Valley College, Student Body Center, \$1.2 million, and, 4) numerous capitalized lease obligations for the purchase of equipment throughout the District, \$0.6 million. The increase from the 2004-05 totals was primarily due to the May, 2006 issuance of \$25 million in 2002 Measure "A" bonds, less payments made during 2005-06.

CONTRA COSTA COMMUNITY COLLEGE DISTRICT  
 Management's Discussion and Analysis (MD&A)  
 For the Year Ended June 30, 2006

---

**Net Assets - June 30, 2006**



The largest component of the District's \$125.3 million in capital assets (net of related debt) is the \$64.5 million in unspent cash and investments from the proceeds of the Measure "A" bond issuances. The next largest component is \$60.8 million which represents the District's initial cost for property, plant, and equipment, less accumulated depreciation, and less any remaining debt used for the initial purchase. Capital assets, net of accumulated depreciation, are \$178.8 million. It is the "netting-effect" of \$118.0 million in related debt; primarily from the outstanding debt associated with the \$125 million-issuance in Measure "A" bonds, which result in this lessened 2005-06 amount.

The primary component of the District's "net assets" in restricted, expendable-assets, is \$2.4 million held in restricted categorical, debt service, and trust funds.

The last component, at \$43.2 million, is the District's unrestricted assets, of which \$27.5 million has been Board-designated as debt-funding for the District's liability for retiree health benefits. \$1.3 million represents the District's investments in prepaid expenses. The remaining \$12.8 million represents the net, non capital assets for the District's Unrestricted Fund operations, auxiliary operations, and debt funding for the District's liability for accrued employee-compensated absences.

CONTRA COSTA COMMUNITY COLLEGE DISTRICT  
Management's Discussion and Analysis (MD&A)  
For the Year Ended June 30, 2006

---

**Statement of Revenues, Expenses and Changes in Net Assets**

The Statement of Revenues, Expenses and Changes in Net Assets (see next page) presents the financial results of the District's "operations", as well as its "non-operating activities." The distinction between these two activities involves the concepts of "exchange" and "non-exchange." An operating activity is one in which a "direct payment"/exchange is made (by one party to another) for the receipt of specified goods or services, i.e., the payor is the one receiving benefit. As an example, tuition fees, paid by a student, is an "exchange" for instructional services. Likewise, grant and contract-funding received (on the condition that the District provides specific/contracted services), is also an "exchange." Both are therefore recorded as "operating revenue". The receipt of state apportionments and property taxes, however, do not include this "exchange" relationship between "payment" and the "receipt of benefit". Such revenues are deemed "non-exchange" transactions, and are therefore treated as "non-operating" activities.

Because the primary sources of funding, that support the District's instructional activities, comes from state apportionment, and local property taxes, the financial results of the District's "operations" will result in a net operating expense.

The primary components of "tuition and fees" are the \$26 per unit enrollment fee that is charged to all students registering for classes, and, the additional \$151 per unit fee that is charged to all non-resident students. The discrepancy between these fee-rates is due to the fact that resident student instruction is largely subsidized by local property taxes and state apportionment. Non-resident students must pay for the full cost of instruction. Respectively, these two revenue-streams account for \$16.0 and \$5.3 million. Another \$1.4 million is collected in the form of parking permits. The remainder is collected from an assortment of other student fees. For 2005-06, increased non-resident fees (of \$0.6 million) accounted for the of the revenue increase.

The amount listed for "scholarship discounts and allowances" represents Board of Governors (BOG) Grants. For students who meet assistance-requirements, the State allows enrollment fees to be waived.

The largest component of the District's operating revenues is non-capital grants and contracts. The largest sub-component, \$16.6 million, results from funding received from the state for categorical programs, such as DSP&S, EOP&S, Matriculation, etc.; Federal grants totaling \$13.3 million, include \$10.4 million in student financial aid (shown as "scholarship discounts"), and another \$2.9 million in funding for vocational, teacher training and higher education programs. Included within local grants and contracts, \$1.2 million, are all of the college's contract-education services, as well as all other, miscellaneous service-revenues received by the District.

The revenue, for auxiliary enterprises, principally consists of revenue from the District's bookstore, cafeteria, and I.T. operations. These three enterprise operations account for \$11.6, \$1.0 and \$2.5 million, respectively, and total auxiliary revenue is roughly consistent with the prior year.

**CONTRA COSTA COMMUNITY COLLEGE DISTRICT**  
**Management's Discussion and Analysis (MD&A)**  
**For the Year Ended June 30, 2006**

**Condensed Statement of Revenues, Expenses & Changes in Net Assets**

	<u>2006</u>	<u>Prior Year 2005</u>	<u>Increase (Decrease)</u>	<u>Percent Change</u>
<b>Operating revenues</b>				
Tuition and fees	\$ 23,672,608	\$ 22,731,801	\$ 940,807	4.1%
Scholarship discounts	(4,639,194)	(4,927,115)	287,921	(5.8%)
Grants and contract, noncapital	31,128,314	31,837,182	(708,868)	(2.2%)
Auxiliary enterprises	<u>14,847,786</u>	<u>14,501,401</u>	<u>346,385</u>	<u>2.4%</u>
Total operating revenues	<u>65,009,514</u>	<u>64,143,269</u>	<u>866,245</u>	<u>1.4%</u>
<b>Operating expenses</b>				
Salaries	102,169,769	104,008,566	(1,838,797)	(1.8%)
Benefits	32,774,505	32,881,205	(106,700)	(0.3%)
Supplies, materials, and other expenses	36,011,831	37,692,951	(1,681,120)	(4.5%)
Utilities	4,473,650	4,199,981	273,669	6.5%
Student financial aid & scholarships	12,882,299	13,244,485	(362,186)	(2.7%)
Depreciation	<u>3,710,772</u>	<u>4,346,158</u>	<u>(635,386)</u>	<u>(14.6%)</u>
Total operating expenses	<u>192,022,826</u>	<u>196,373,346</u>	<u>(4,350,520)</u>	<u>(2.2%)</u>
Operating (expenses) net	<u>(127,013,312)</u>	<u>(132,230,077)</u>	<u>5,216,765</u>	<u>(3.9%)</u>
<b>Nonoperating revenues</b>				
State apportionments, noncapital	55,835,122	52,983,451	2,851,671	5.4%
Local property taxes	73,251,718	69,023,567	4,228,151	6.1%
State taxes and other revenue	8,046,596	7,288,281	758,315	10.4%
Investment income	3,518,602	2,931,321	587,281	20.0%
Other nonoperating revenues (expenses)	<u>(4,502,405)</u>	<u>(3,404,001)</u>	<u>(1,098,404)</u>	<u>32.3%</u>
Total nonoperating revenues	<u>136,149,633</u>	<u>128,822,619</u>	<u>7,327,014</u>	<u>5.7%</u>
<b>Net revenue (loss) before capital revenues</b>	9,136,321	(3,407,458)	12,543,779	(368.1%)
<b>State and local revenue, grants and gifts (capital)</b>	<u>39,167,733</u>	<u>16,665,801</u>	<u>22,501,932</u>	<u>135.0%</u>
<b>Increase (decrease) in net assets</b>	48,304,054	13,258,343	35,045,711	264.3%
<b>Net assets - beginning of year</b>	<u>123,023,944</u>	<u>109,765,601</u>	<u>13,258,343</u>	<u>12.1%</u>
<b>Net assets - end of year</b>	<u>\$ 171,327,998</u>	<u>\$ 123,023,944</u>	<u>\$ 48,304,054</u>	<u>39.3%</u>

The principal components of the District's non-operating revenue are: non-capital, state apportionment, local property taxes, other state funding, and interest income. With the exception of interest income, all of this revenue is received to support the District's instructional activities. The amount of state general apportionment received by the District is dependent upon the number of FTES reported to the State, less amounts received from enrollment fees and local property taxes; increases in either of these latter two revenue-categories leads to a correspondent decrease in apportionment. Overall, there was an \$8.0 million increase in FTES-related revenues, which was primarily due to the District's decision to report summer 2006 FTES in fiscal 2005-06.

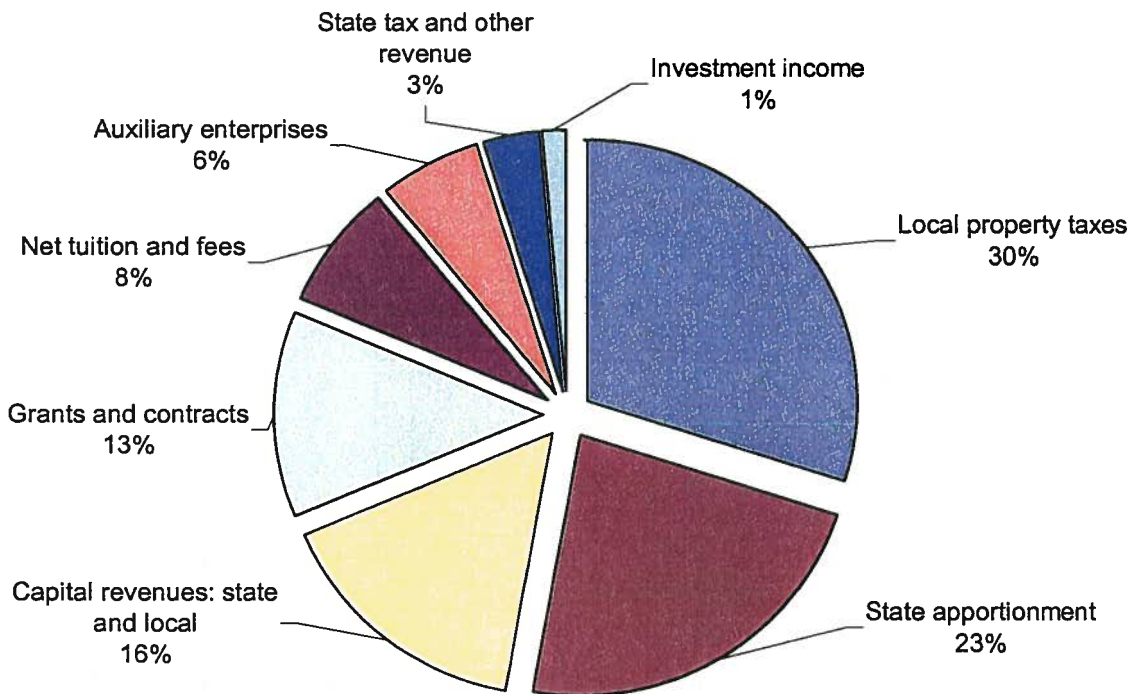
**CONTRA COSTA COMMUNITY COLLEGE DISTRICT**  
**Management's Discussion and Analysis (MD&A)**  
**For the Year Ended June 30, 2006**

---

The net investment income (non-capital) is primarily earned on: 1) investments designated for the funding of the District's liability for retiree health benefits, \$0.8 million, and 2) another \$0.4 million for other funds held in the County Treasury during the fiscal year. The \$2.3 million in investment income (capital) represents interest earned on the unspent cash and investments from the Measure "A" bonds.

The principal components of "capital-revenues" are \$38.9 million in state apportionment, and local revenues, utilized for capital projects and deferred maintenance programs. The principal components of this revenue were the State funding received for: 1) construction of the San Ramon Valley Center, \$17.0 million, 2) construction of the Los Medanos College (LMC) science building, \$12.0 million, 3) construction of the LMC learning resource center, \$5.0 million, and 4) construction of the Diablo Valley College (DVC) computer technology center, \$3.9 million. The increase in revenue (over 2004-05) reflects increased capital project, construction activity for which the District was able to submit reimbursement claims.

**Total Revenues - June 30, 2006**

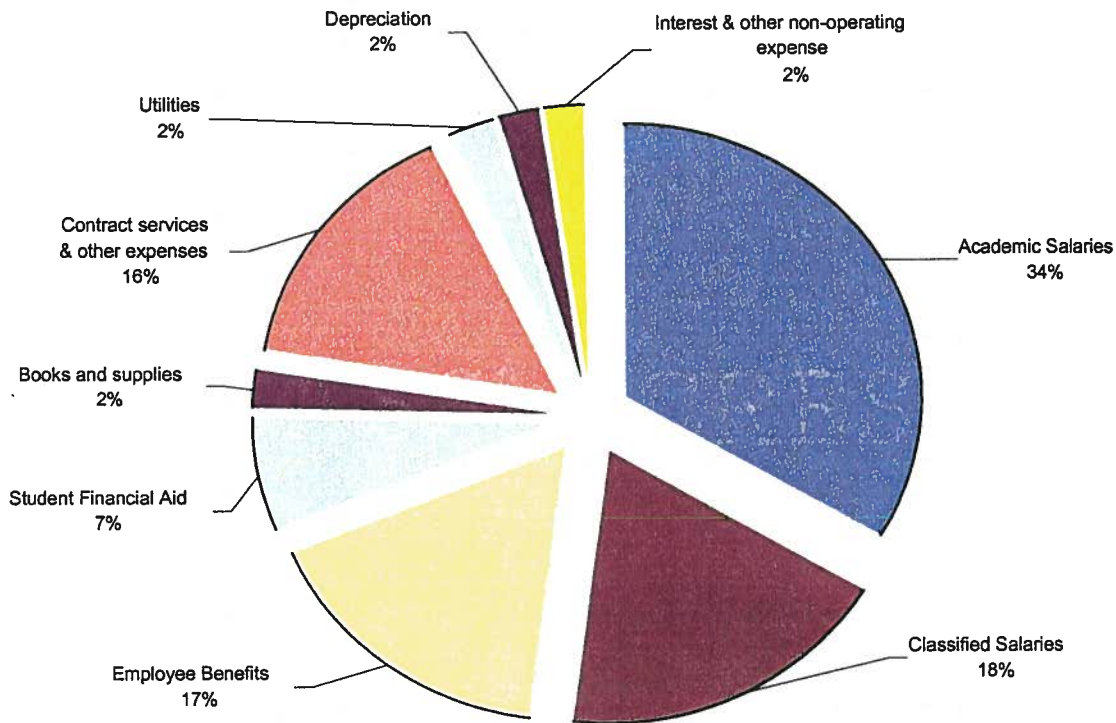


**CONTRA COSTA COMMUNITY COLLEGE DISTRICT**  
**Management's Discussion and Analysis (MD&A)**  
**For the Year Ended June 30, 2006**

---

The largest component, 69% of the District's total expense (operating and non-operating) is the cost associated with salaries and benefits. In the District's primary operating fund, the Unrestricted General Fund, salaries and benefits account for 84% of fund expenditures. Payments to students which include direct financial aid accounted for 7% of District expenses. "Books, supplies, materials, and other expenses" account for an additional 19% of the total. This latter category includes \$4.6 million for the cost of books and supplies, \$9.6 million for cost of goods sold in the auxiliary operations, and, \$6.2 million spent in connection with restricted programs funded by grants and contracts. The remainder of this expenditure-category includes insurance premiums, instructional contracts, facilities rental, equipment repair, and a host of other expenditures necessary to the operation of the District. Utilities, depreciation, and debt principal and interest expenses make up the remaining 6% of total expenditures.

**Total Expenses - June 30, 2006**

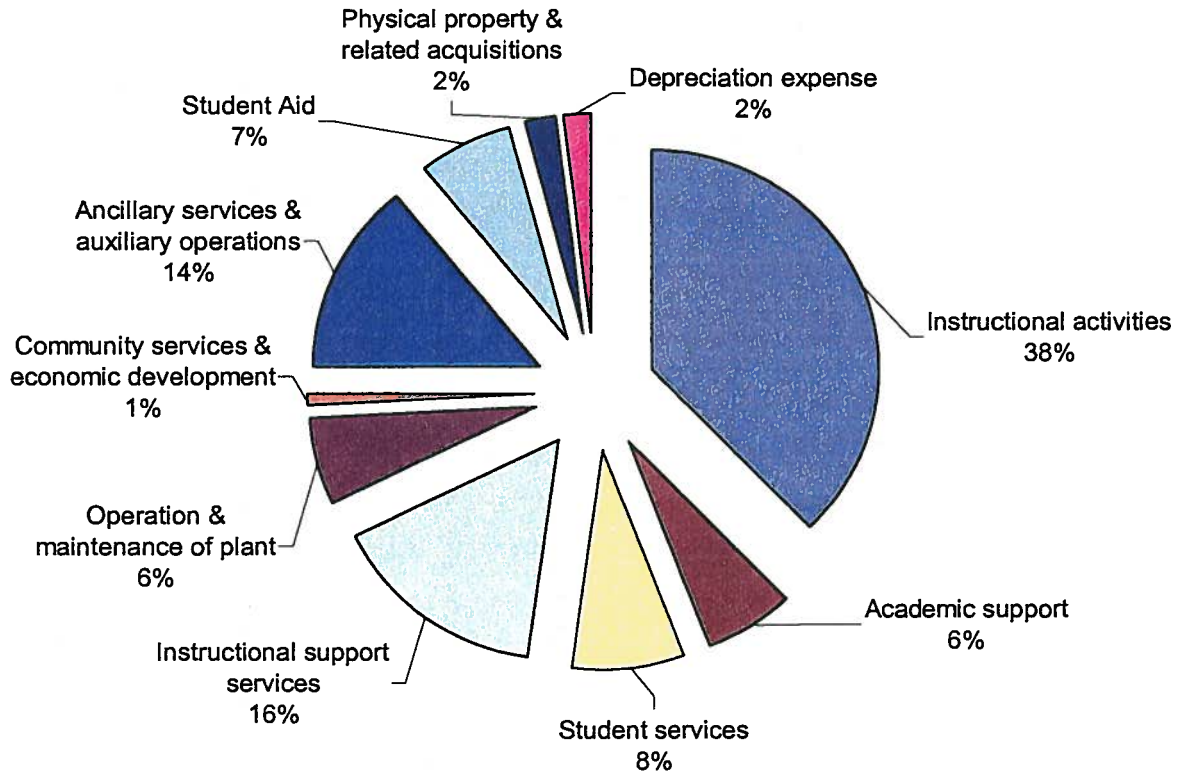


Overall, total operating expenses decreased by 1% during 2005-06. This decrease was principally due to the full-year-effect of the negotiated salary decreases that had been enacted only part-way through 2004-05. The 6.5% increase in utility expenditures is a direct result of the higher energy-cost increase seen nationwide. The 32% increase in interest expense is due to the increased bond-repayment obligation that resulted from the District's issuance of an additional \$45 million in bonds in August 2004.



CONTRA COSTA COMMUNITY COLLEGE DISTRICT  
Management's Discussion and Analysis (MD&A)  
For the Year Ended June 30, 2006

**2005-06 Operating Expenses by Functional Classification**



**Operating Expense by Functional Classification**

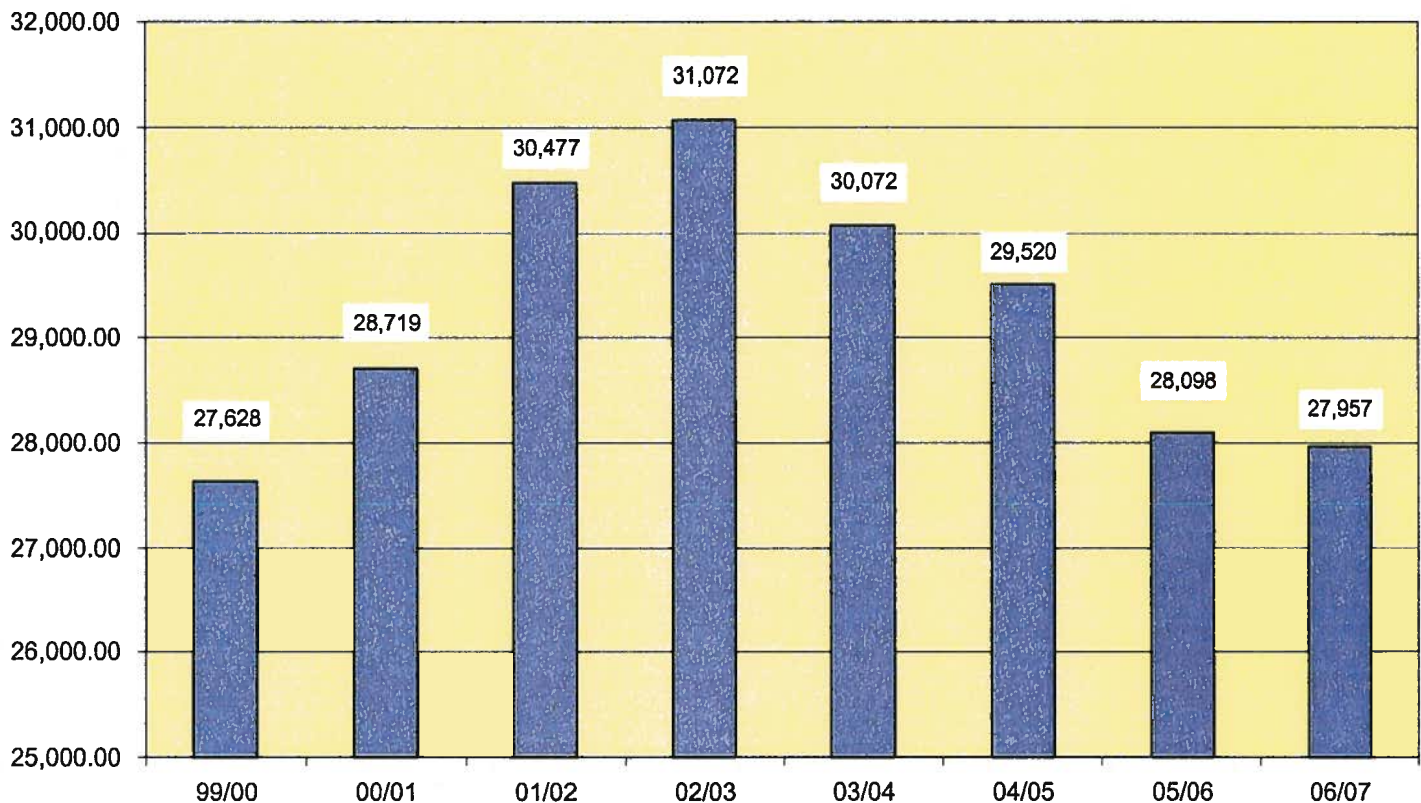
	<u>2006</u>	<u>2005</u>	<u>Increase (Decrease)</u>	<u>Percent Change</u>
Instructional activities	\$ 72,282,994	\$ 75,276,214	\$ (2,993,220)	(4.0%)
Academic support	12,473,133	12,865,861	(392,728)	(3.1%)
Student services	15,296,140	14,585,313	710,827	4.9%
Instructional support services	30,261,167	28,367,425	1,893,742	6.7%
Operation & maintenance of plant	11,945,820	12,494,952	(549,132)	(4.4%)
Community services & economic development	1,911,505	1,985,339	(73,834)	(3.7%)
Ancillary services & auxiliary operations	26,955,992	27,212,001	(256,009)	(0.9%)
Student Aid	12,882,299	13,244,485	(362,186)	(2.7%)
Physical property & related acquisitions	4,303,004	5,995,598	(1,692,594)	(28.2%)
Depreciation expense	3,710,772	4,346,158	(635,386)	(14.6%)
<b>Total</b>	<b>\$ 192,022,826</b>	<b>\$ 196,373,346</b>	<b>\$ (4,350,520)</b>	<b>(2.2%)</b>

CONTRA COSTA COMMUNITY COLLEGE DISTRICT  
 Management's Discussion and Analysis (MD&A)  
 For the Year Ended June 30, 2006

---

The previous page shows that overall 2005-06 operating expenditures decreased by 2.2% over the previous year. Most of the decreases were the result of: 1) the full-year-effect of the negotiated salary decreases that had been enacted only part-way through 2004-05, and 2) the continued decline in total FTES. The increases in "student services" and "instructional support" corresponded to increases in State-funded categorical programs. The decrease in "physical property" is due to a slight decrease in bond-funded equipment purchases. 2004-05 was the last year of depreciation for several pieces of equipment that had been purchased with instructional equipment grant funding. As such, the 2005-06 reduction in depreciation expense was expected.

**District Resident FTES**  
 1999-00 to 2005-06 "actuals", 2006-07 projection at "fall"



For the 2006-07 FTES-projection ... "fall census" includes all of the actual enrollments for summer 2006, and the actual enrollment for the fall weekly and daily census courses. The projection made for the remaining fall positive attendance courses, and all of the spring courses, is based on 2006-07 FTES-to-date, as compared to last year's ratio, of 2005-06 fall census FTES to the total FTES for fiscal 2005-06.

CONTRA COSTA COMMUNITY COLLEGE DISTRICT  
Management's Discussion and Analysis (MD&A)  
For the Year Ended June 30, 2006

---

**Statement of Cash Flows**

The Statement of Cash Flows presents detailed information about the "sources" and "uses" of cash during the year. The statement is divided into five parts:

- Cash flows from operating ("exchange") activities
- Cash flows from non-capital financing activities
- Cash flows from capital and related-financing activities.
- Cash flows from investing activities
- Reconciliation between beginning and ending cash

The ending cash balance matches the total of the District's current and non-current, cash and cash equivalents.

**Economic Factors that will affect the Future**

**(Enrollment)**

The District is dependent on the State of California for a majority of its revenue. State law and regulation further specifies the allowed uses of state revenue. The most important element of state funding is the Total General Apportionment calculation, which accounted for 88% of the District's 2005-06 primary "operating fund," the Unrestricted General Fund. Apportionment revenue is directly tied to reported enrollment, and since 2002-03, the District's FTES have fallen-off.

The decrease seen in 2003-04 was primarily due to the District's response to the 2003-04, state-wide reduction of funding for concurrently enrolled high school students in physical education courses. Since the state would no longer fund these FTES, the District stopped offering such courses, and nearly 900 FTES were lost.

In 2004-05 two events occurred: enrollment fees increased 44% (from \$18/unit to \$26/unit); and, the state's unemployment rate hit a 5-year low. Because of the strong correlation between the state's unemployment rate and community college enrollment, it is hard to know if it was the fee-increase, or the demand for workers, that led to the District's 2004-05 FTES-decline.

In 2005-06, the state's unemployment rate continued to stay low. In the area of FTES-reporting, the state tightened-up the eligibility requirements for non-credit FTES in tutorial courses, and reduced the number of hours that could be reported for "open-entry/open-exit" courses. Additionally, the District made compliance changes for the reporting of FTES in distance-education courses. All of these actions contributed to a further reduction of FTES in 2005-06.

An increase in FTES could be in store for 2006-07. Beginning spring semester, 2007, enrollment fees will be reduced from \$26/unit to \$20/unit. Additionally, there are signs that the state economy may be weakening, and unemployment may be on the rise. These two factors (in 2006-07) are exactly the reverse of the factors that lead to a decline in 2004-05.

CONTRA COSTA COMMUNITY COLLEGE DISTRICT  
Management's Discussion and Analysis (MD&A)  
For the Year Ended June 30, 2006

---

**(District budgeting)**

Since 2003-04, the district has initiated several cost-cutting initiatives to offset the effects of reduced state funding, and increases in ongoing costs, especially those associated with health premiums, and other employer-paid benefits. Prior to 2004-05, the District had already made sizable cuts in its operating expenditures, including layoffs of several classified employees. During 2004-05, the District froze college carry-over funds, and placed a "hiring freeze" on all unfilled permanent positions. The District also sought, and negotiated with its employee groups, on-going cuts in salaries, a 6% employee co-payment of health insurance premiums, and for new employees, hired after July 1, 2005, a cut-off of retiree health benefits upon reaching Medicare eligibility. Thanks to these measures, and the sacrifices made by employees, the District was able to maintain an adequate ending reserve for 2004-05. By maintaining the cuts of the previous year and the receipt of some unexpected state funding, by the 2005-06 fiscal year-end, the District wound-up doubling its Unrestricted Fund, ending fund balance.

In preparing the Unrestricted General Fund budget for 2006-07, the District has begun using a new format that clearly differentiates ongoing revenues and expenditures from those that are one-time in nature. The idea behind this format-change is the maintenance of fiscal stability by making sure that the District can readily identify when on-going expenditures begin to exceed ongoing revenues. Additionally, the District has begun using interest-based bargaining (IBB) in negotiating with its employee groups. All parties have listed as mutual interests "fiscal stability", and the maintenance of on-going commitments within the District's on-going resources. To date, the District has settled with two of its employee groups, and has a tentative agreement with the third. The terms of all of these agreements comply with the aforementioned mutual interest of keeping on-going expenditures within the District's on-going revenues.

With the recent passage of SB361, all of the state's community colleges will be funded using the new funding model. For 2006-07, the District has incorporated the new funding model in calculating revenues for 2006-07.

**(Other post-employment benefits, OPEB)**

In 2007-08, the District must implement GASB-45, which will require the District to begin accruing its liability for unfunded retiree health benefits (over the next 30 years). As of June 30, 2006, the District's total liability is \$225 million, for which the District has set aside a little over \$27 million. Currently the District pays retiree benefits on a "pay-as-you-go" basis, and additionally makes an annual contribution of \$1 million to the benefit fund. Per the actuarial schedules, if continued at this rate, at the end of 30 years, the District would still have an unfunded liability of nearly \$71 million. In response to this, the District has put together a plan that adds an additional \$15.6 million to the retiree funding (during 2007-08) the effect of which will cause the liability at the end of 30 years to be \$0.

**(State-economy, state-budget)**

The latest forecast from the Legislative Analysts Office anticipates subdued economic growth through 2007 along with a decline in personal income. They project that there will be an on-going budget gap of \$5.5 billion for 2007-08. Although there will be a \$3.1 billion reserve at the end of 2006-07 to partially offset this gap, these funds are one-time in nature, and would provide only one-year's worth of relief. The 2007-08 COLA is projected to be 3.8%, and this is good news. However, given the state's overall budget-issues, the District will need to monitor the situation closely, and be mindful of the potential for funding-cuts as the state wrestles with this on-going budget problem.

**CONTRA COSTA COMMUNITY COLLEGE DISTRICT**

**STATEMENT OF NET ASSETS**

**JUNE 30, 2006**

**ASSETS**

Current Assets:

Cash and Cash Equivalents	\$ 31,332,140
Investments, Short-Term	7,593,362
Accounts Receivable, Net	33,918,105
Taxes Receivable	1,617,991
Interest Receivable	1,114,957
Inventories	2,287,685
Prepaid Expenses	1,259,449
Deposits Held for Others	4,497,317
Other Assets	66,878
Notes Receivable	59,413
<b>Total Current Assets</b>	<u><u>83,747,297</u></u>

Noncurrent Assets:

Restricted Cash and Cash Equivalents	31,602,791
Long-Term Investments	41,742,179
Capital Assets, Net	178,813,868
<b>Total Noncurrent Assets</b>	<u><u>252,158,838</u></u>

**TOTAL ASSETS**

\$ 335,906,135

**LIABILITIES**

Current Liabilities:

Accounts Payable	\$ 11,976,813
Accrued Liabilities	4,534,118
Retainage Payable	4,497,317
Deferred Tuition and Fees Revenue	7,841,042
Deferred Grants and Contracts	4,652,676
Other Deferred Revenue	116,850
Claims Payable	78,266
Interest Payable	1,852,458
Capitalized Lease Obligations, Current Portion	365,864
Certificates of Participation, Current Portion	50,000
Bonds payable, Current Portion	2,100,000
<b>Total Current Liabilities</b>	<u><u>38,065,404</u></u>

Noncurrent Liabilities:

Capital Leases Payable	636,424
Compensated Absences	10,820,670
Bonds, Certificates of Participation, and Loans Payable	115,055,639
<b>Total Noncurrent Liabilities</b>	<u><u>126,512,733</u></u>

**TOTAL LIABILITIES**

164,578,137

**NET ASSETS**

Invested in Capital Assets, Net of Related Debt	125,336,944
Restricted For:	
Capital Projects	1,558,123
Plant Funds	287,679
Debt Service	989,799
Unrestricted	43,155,453
<b>Total Net Assets</b>	<u><u>171,327,998</u></u>

**TOTAL LIABILITIES AND NET ASSETS**

\$ 335,906,135

**CONTRA COSTA COMMUNITY COLLEGE DISTRICT**  
**STATEMENT OF REVENUES, EXPENSES, AND CHANGES IN NET ASSETS**  
**YEAR ENDED JUNE 30, 2006**

<b>OPERATING REVENUES</b>	
Tuition and Fees (Gross)	\$ 23,672,608
Less: Scholarship Discounts and Allowances	<u>(4,639,194)</u>
Net Tuition and Fees	19,033,414
Grants, Contracts, and Donations, Noncapital:	
Federal	13,334,382
State	13,402,733
Local	4,391,199
Auxiliary Enterprise Sales and Charges	<u>14,847,786</u>
<b>TOTAL OPERATING REVENUES</b>	<u><b>65,009,514</b></u>
<b>OPERATING EXPENSES</b>	
Academic and Classified Salaries	102,169,769
Employee Benefits	32,774,505
Other Operating Expenses and Services	36,011,831
Utilities	4,473,650
Student Financial Aid and Scholarships	12,882,299
Depreciation	<u>3,710,772</u>
<b>TOTAL OPERATING EXPENSES</b>	<u><b>192,022,826</b></u>
<b>OPERATING LOSS</b>	<u><b>(127,013,312)</b></u>
<b>NON-OPERATING REVENUES (EXPENSES)</b>	
State Apportionments, Noncapital	55,835,122
Local Property Taxes	73,251,718
State Taxes and Other Revenues	8,046,596
Investment Income - Noncapital	1,201,187
Investment Income - Capital	2,317,415
Interest Expense on Capital Asset-Related Debt	(4,489,792)
Other Non-Operating Revenues (Expenses)	<u>(12,613)</u>
<b>TOTAL NON-OPERATING REVENUES (EXPENSES)</b>	<u><b>136,149,633</b></u>
<b>LOSS BEFORE CAPITAL REVENUES</b>	<b>9,136,321</b>
State Apportionments, Capital	38,087,787
Local Property Taxes and Revenues, Capital	877,772
Grants and Gifts, Capital	<u>202,174</u>
<b>INCREASE IN NET ASSETS</b>	<b>48,304,054</b>
<b>NET ASSETS -- BEGINNING OF YEAR</b>	<u><b>123,023,944</b></u>
<b>NET ASSETS -- END OF YEAR</b>	<u><u><b>\$ 171,327,998</b></u></u>

The accompanying notes are an integral part of these financial statements.

**CONTRA COSTA COMMUNITY COLLEGE DISTRICT**

**STATEMENT OF CASH FLOWS  
YEAR ENDED JUNE 30, 2006**

**CASH FLOWS FROM OPERATING ACTIVITIES**

Tuition and Fees	\$ 18,218,123
Federal Grants and Contracts	13,205,951
State Grants and Contracts	9,663,543
Local Grants and Contracts	666,253
Payments to Suppliers	(31,129,816)
Payments for Utilities	(4,473,650)
Payments to or on Behalf of Employees	(98,519,097)
Payments for Benefits	(32,675,883)
Student Loans/Grants	(12,792,937)
Auxiliary Enterprise Sales and Charges	14,816,547
Net Cash Used by Operating Activities	<u>(123,020,966)</u>

**CASH FLOWS FROM NONCAPITAL FINANCING ACTIVITIES**

State Apportionments and Receipts	56,665,059
Property Taxes	73,108,973
State Taxes and Other Revenues	8,046,596
Grants and Gifts for Other than Capital Projects	202,174
Short-Term Debt and Other Receipts (Payments), Net	(15,926,437)
Net Cash Provided by Noncapital Financing Activities	<u>122,096,365</u>

**CASH FLOWS FROM CAPITAL AND RELATED FINANCING ACTIVITIES**

State Apportionments for Capital Purposes	31,334,059
Purchases of Capital Assets	(52,748,430)
Interest Paid on Capital Debt	(5,071,238)
Principal Paid on Capital Debt	(2,740,708)
Interest on Capital Investments	2,259,433
Local Property Taxes and Other Revenues for Capital Purposes	966,365
Issuance of Capital Debt, Net	24,955,560
Net Cash Used by Capital and Related Financing Activities	<u>(1,044,959)</u>

**CASH FLOWS FROM INVESTING ACTIVITIES**

Proceeds from Sales and Maturities of Investments	11,107,488
Interest Received on Investments	1,341,136
Purchase of Investments	(10,775,203)
Net Cash Provided by Investing Activities	<u>1,673,421</u>

Net Decrease in Cash and Cash Equivalents (296,139)

**CHANGE IN CASH AND CASH EQUIVALENTS** (296,139)

**CASH AND CASH EQUIVALENTS – BEGINNING OF YEAR** 63,231,070

**CASH AND CASH EQUIVALENTS – END OF YEAR** \$ 62,934,931

Reconciliation to Statement of Net Assets:

Cash and Cash Equivalents	\$ 31,332,140
Restricted Cash and Cash Equivalents	31,602,791
Total Cash and Cash Equivalents	<u>\$ 62,934,931</u>

CONTRA COSTA COMMUNITY COLLEGE DISTRICT

STATEMENT OF CASH FLOWS (CONTINUED)  
YEAR ENDED JUNE 30, 2005

---

**RECONCILIATION OF NET OPERATING LOSS TO NET CASH  
USED BY OPERATING ACTIVITIES:**

Cash Flows from Operating Activities	
Operating Loss	\$ (127,013,312)
Adjustments to Reconcile Operating Loss to Net Cash Used by Operating Activities	
Depreciation Expense	3,710,772
Changes in Assets and Liabilities:	
Accounts Receivable	(8,049,809)
Inventories	(460,377)
Prepaid Expenses	1,178,905
Accounts Payable	3,463,783
Accrued Liabilities	1,681,870
Deferred Tuition and Fees	(26,912)
Deferred Grants and Contracts	444,184
Claims Payable	(79,084)
Compensated Absences	2,130,014
Net Cash Used by Operating Activities	<u>\$ (123,019,966)</u>



CONTRA COSTA COMMUNITY COLLEGE DISTRICT

STATEMENT OF FIDUCIARY NET ASSETS

JUNE 30, 2006

---

	<u>Agency Funds</u> <u>Associated</u> <u>Students</u>
<b>ASSETS</b>	
Cash and Cash Equivalents	\$ 965,592
Accounts Receivable	<u>173,529</u>
<b>TOTAL ASSETS</b>	<u>\$ 1,139,121</u>
<b>LIABILITIES</b>	
Accounts Payable	\$ 143,292
Amounts Held in Trust for Others	<u>995,829</u>
<b>TOTAL LIABILITIES</b>	<u>\$ 1,139,121</u>

# CONTRA COSTA COMMUNITY COLLEGE DISTRICT

## NOTES TO THE FINANCIAL STATEMENTS

YEAR ENDED JUNE 30, 2006

---

### 1. ORGANIZATION AND NATURE OF ACTIVITIES

The Contra Costa Community College District (the District) was established in 1948 as a separate district and began operating in 1949. The District serves Contra Costa County, California, with three colleges: Diablo Valley College located in Pleasant Hill, Contra Costa College located in San Pablo, and Los Medanos College located in Pittsburg.

The District has reviewed criteria to determine whether other entities with activities that benefit the District should be included within its financial reporting entity. The decision to include a potential component unit in the reporting entity was made by applying the criteria set forth in generally accepted accounting principles (GAAP) and Governmental Accounting Standards Board (GASB) Statement No. 14 as amended by GASB Statement No. 39.

The District, based on its evaluation of this criteria, has identified the following as a component unit:

**Blended component unit** - The District and the Contra Costa Community College Educational Financing Corporation (the Corporation) have a financial and operational relationship, which meets the reporting entity definition criteria for inclusion of the Corporation as a component unit of the District. Accordingly, the financial activities of the Corporation have been included in the financial statements of the District.

Based upon the application of the criteria listed above, the following reporting entities have been excluded from the District's financial statements:

**Contra Costa Community College Foundations** – The Foundations (Diablo Valley, Contra Costa and Los Medanos) are separate not-for-profit organizations. A majority of their Boards of Directors are elected independent of any District Board of Trustees appointments. The Foundation Boards are responsible for approving their own budgets and accounting and finance related activities. The District provides in-kind contributions to the Foundations in the form of salaries, facility use, equipment, supplies, and utilities. The value of these in-kind contributions for the year ended June 30, 2006, was estimated to be \$240,000.

### 2. SUMMARY OF SIGNIFICANT ACCOUNTING POLICIES

**Basis of presentation** – The accompanying financial statements have been prepared in conformity with generally accepted accounting principles as prescribed by the Governmental Accounting Standards Board and *Audits of State and Local Governmental Units*, issued by the American Institute of Certified Public Accountants (AICPA) and, where applicable, Financial Accounting Standards Board (FASB) Statements issued through 1989.

# CONTRA COSTA COMMUNITY COLLEGE DISTRICT

## NOTES TO THE FINANCIAL STATEMENTS

YEAR ENDED JUNE 30, 2006

---

**Basis of accounting** – For financial reporting purposes, the District is considered a special-purpose government engaged only in business type activities. Accordingly, the District's financial statements have been presented using the economic resources measurement focus and accrual basis of accounting. Under the accrual basis, revenues are recognized when earned, and expenses are recognized when an obligation has been incurred. All significant interfund transactions have been eliminated.

The budgetary and financial accounts of the District are recorded and maintained in accordance with the Chancellor's Office of the California Community College's Budget and Accounting Manual, which is consistent with generally accepted accounting principles.

In addition to the District's business type activities, the District maintains fiduciary funds. These funds account for assets held by the District in a trustee capacity or as an agent on behalf of others. Fiduciary funds are accounted for using the economic resources measurement focus. Fiduciary funds are not included in the government-wide financial statements. Fiduciary funds are reported only in the Statement of Fiduciary Net Assets at the fund financial statement level.

**Agency Funds** – This fund includes the Associated Student Trust Funds. The amounts reported for student body funds represent the combined totals of all accounts for the various student body clubs and activities within the District. Individual totals, by club, are maintained within the Associated Student's accounting system.

**Budgets and budgetary accounting** – By state law, the District's governing board must approve a tentative budget no later than July 1st and adopt a final budget no later than September 15th of each year. A hearing must be conducted for public comments prior to adoption.

The budget is revised during the year to incorporate categorical funds, which are awarded during the year, and miscellaneous changes to the spending plans. Revisions to the budget are approved by the District's governing board.

**Estimates used in financial reporting** – In preparing financial statements in conformity with accounting principles generally accepted in the United States of America, management is required to make estimates and assumptions that affect the reported amounts of assets and liabilities and the disclosure of contingent assets and liabilities at the date of the financial statements and revenues and expenses during the reporting period. Actual results could differ from those estimates.

**Cash and cash equivalents** – The District considers all highly liquid investments with a maturity of three months or less at the time of purchase to be cash equivalents.

**Investments** – Investments are reported at fair value on the balance sheet based on open market quotes for debt and equity securities. Unrealized gains and losses are recorded on the statement of revenues, expenses and changes in fund balances.

**Restricted cash and investments** – Cash and investments that are restricted by contractual obligation are classified as non-current assets in the Statement of Net Assets.

CONTRA COSTA COMMUNITY COLLEGE DISTRICT

NOTES TO THE FINANCIAL STATEMENTS

YEAR ENDED JUNE 30, 2006

---

**Accounts Receivable** – Accounts receivable consist of amounts due from the federal, state and local governments, as well as other sources such as tuition and fees. Accounts receivable have been reduced to their net realizable value by recording an allowance for uncollectible amounts.

**Inventories** – Inventories are recorded at cost and consist primarily of expendable supplies held for consumption, cafeteria food and supplies, textbooks, and educational materials. For inventory valuation, the cafeteria fund uses the first-in, first-out method and the bookstore uses the retail method. The cost is recorded as expense as the inventory is consumed.

**Capital assets** – Capital assets are those assets purchased or acquired with an original cost of \$1,000 or more, with the exception of land and construction in progress for which the threshold is \$25,000. These assets are reported at historical cost or estimated historical cost. Additions, improvements, and other capital outlay that significantly extends the useful life of an asset are capitalized. Other costs incurred for repairs and maintenance are expensed as incurred. Depreciation on all assets is provided on a straight-line basis over the following estimated useful lives:

Asset Class	Years
Improvement of Sites	20
Buildings	25-50
Machinery and Equipment	5-15
Vehicles	8

**Deferred revenue** – Deferred revenue includes amounts received for tuition and fees and certain categorical program revenues received prior to the end of the fiscal year, but related to the subsequent accounting period. Deferred revenue also includes amounts received from grants and contracts that have not yet been earned. When both restricted and unrestricted resources are available for use, it is the District's policy to use restricted resources first, then unrestricted resources.

**Compensated absences** – Employee vacation pay is accrued at year-end for financial statement purposes, based on vacation time accrued and current pay rate. The liability and expense incurred are recorded at year-end as accrued vacation payable in the Statement of Net Assets as a component of employee benefits. It is the District's policy to record sick leave in the period taken, since the employee's right to sick leave payment does not vest upon termination.

**Pension costs** – Pension costs are funded currently (see Note 12).

**Non-current liabilities** – Non-current liabilities include estimated amounts for long-term liabilities that will not be paid within the next fiscal year (see Note 7).

CONTRA COSTA COMMUNITY COLLEGE DISTRICT

NOTES TO THE FINANCIAL STATEMENTS

YEAR ENDED JUNE 30, 2006

---

**Net assets** – The District's net assets are classified as follows:

- **Invested in capital assets, net of related debt** – This represents the District's total investment in capital assets, net of outstanding debt obligations related to those capital assets. To the extent debt has been incurred but not yet expended for capital assets, such amounts are not included as a component invested in capital assets, net of related debt.
- **Restricted net assets – expendable** – Restricted expendable net assets include resources that the District is legally or contractually obligated to spend in accordance with restrictions imposed by external third parties.
- **Unrestricted net assets** – Unrestricted net assets represent resources derived from student tuition and fees, state apportionments, and sales and services of educational departments and auxiliary enterprises. These resources are used for transactions relating to the educational and general operations of the District, and may be used at the discretion of the governing board to meet current expenses, or for any other purpose.

**Classification of revenues** – The District has classified its revenues as either operating or non-operating according to the following criteria:

- **Operating revenues:** operating revenues include activities that have the characteristics of exchange transactions, such as (1) student tuition and fees, net of scholarship discounts and allowances, (2) sales and services of auxiliary enterprises, and (3) Federal, State and local grants, contracts, and appropriations.
- **Non-operating revenues:** Non-operating revenues include activities that have the characteristics of non-exchange transactions, such as gifts and contributions, and other revenue sources that are defined as non-operating revenues by GASB No. 9, *Reporting Cash Flows of Proprietary and Nonexpendable Trust Funds and Governmental Entities That Use Proprietary Fund Accounting*, and GASB No. 34, *Basic Financial Statements and Management Discussion and Analysis for State and Local Governments*, such as State apportionments, local property taxes and investment income.

**Scholarship discounts and allowances, and financial aid** – Student tuition and fee revenues are reported net of scholarship discounts and allowances in the statement of activities. The District offers Board of Governor's Grants (BOGG) to qualified students and these tuition waivers are reported as scholarship discounts and allowances. Grants, such as Federal, State or non-governmental programs, are recorded as operating or non-operating revenues based on the purpose in the District's financial statements.

**Property taxes** – Secured property taxes attach as an enforceable lien on property as of March 1, and are payable in two installments on December 10 and April 10. Unsecured property taxes are payable in one installment on or before August 31. The County of Contra Costa bills and collects the taxes for the District; tax revenues are recognized by the District when earned.

CONTRA COSTA COMMUNITY COLLEGE DISTRICT

NOTES TO THE FINANCIAL STATEMENTS

YEAR ENDED JUNE 30, 2006

**Future GASB statement implementation** - In June 2004, the Governmental Accounting Standards Board ("GASB") issued Statement No. 45, "Accounting and Financial Reporting by Employers for Postemployment Benefits Other Than Pensions." Statement No. 45 is effective for the District for the 2007-2008 fiscal year. This statement establishes standards for the actuarial measurement, recognition, presentation, disclosure, and required supplementary information of postemployment benefits and related liabilities. Management has not determined what effect the application of GASB Statement No. 45 will have on the District's financial statements.

**3. CASH, CASH EQUIVALENTS AND INVESTMENTS**

Cash and cash equivalents as of June 30, 2006 are classified in the accompanying financial statements as follows:

Statements of net assets:	
Cash and cash equivalents	\$ 31,332,140
Restricted cash and cash equivalents	31,602,791
Investments:	
Short Term	7,593,362
Long Term	41,742,179
Fiduciary funds:	
Cash and cash equivalents	<u>965,592</u>
Total cash, cash equivalents, and investments	\$ <u>113,236,064</u>

Cash and cash equivalents as of June 30, 2006 consist of the following:

Cash on hand	\$ 36,000
Deposits with financial institutions	<u>6,363,386</u>
Cash on hand and in banks	<u>6,399,386</u>
Investments with County Treasurer:	
Pooled Investments	25,204,532
District Managed Investments	<u>81,632,146</u>
Investments	<u>106,836,678</u>
Total cash, cash equivalents, and investments	\$ <u>113,236,064</u>

CONTRA COSTA COMMUNITY COLLEGE DISTRICT

NOTES TO THE FINANCIAL STATEMENTS

YEAR ENDED JUNE 30, 2006

---

**Investments Authorized by the District's Investment Policy**

In accordance with Education Code Section 84000, the District maintains substantially all its cash in the Contra Costa County Treasury (County) as part of the common investment pool, and District managed investments. County pools these funds with those of other governmental entities in the County and invests the cash. These investments are carried at fair value. Any realized investment losses are proportionately shared by all funds in the pool, except for investments directly managed by the District. Participants' equity in the investment pool is determined by the dollar amount of the participant deposits, adjusted for withdrawals and distributed income.

The table below identifies the investment types authorized by the District's investment policy in accordance with the California Government Code. This table also identifies certain provisions of the California Government Code that address interest rate risk, credit risk, and concentration of credit risk.

<u>Authorized Investment Type</u>	<u>Maximum Maturity</u>	<u>Maximum Percentage of Portfolio</u>	<u>Maximum Investment in One Issuer</u>
Local Agency Bonds or Notes	5 years	10%	None
U.S. Treasury Obligations	5 years	10%	None
U.S. Agency Securities	5 years	50%	None
Commercial Paper	270 days	20%	10%
County Pooled Investment Funds	N/A	None	None
Local Agency Investment Funds (LAIF)	N/A	10%	None

**CONTRA COSTA COMMUNITY COLLEGE DISTRICT**

**NOTES TO THE FINANCIAL STATEMENTS**

**YEAR ENDED JUNE 30, 2006**

**Investments Authorized by Debt Agreements**

Investment of debt proceeds held by bond trustees are governed by provisions of the debt agreements, rather than the general provisions of the California Government Code or the District's investment policy. The table below identifies the investment types that are authorized for investments held by bond trustee. The table also identifies certain provisions of these debt agreements that address interest rate risk, credit risk, and concentration of credit risk.

<u>Authorized Investment Type</u>	<u>Maximum Maturity</u>	<u>Maximum Percentage Allowed</u>	<u>Maximum Investment In One Issuer</u>
Contra Costa County Investment Pool	Five Years	None	None
Local Agency Investment Fund (LAIF)	N/A	None	None

**Disclosures Relating to Interest Rate Risk**

Interest rate risk is the risk that changes in market interest rates will adversely affect the fair value of an investment. Generally, the longer the maturity of an investment, the greater the sensitivity of its fair value to changes in market interest rates.

Information about the sensitivity of fair values of the investments to market interest rate fluctuations is provided by the following table that shows the distribution of the investments by maturity:

<u>Investment Type</u>	<u>Total Market Value</u>	<u>Remaining Maturity (in Years)</u>	
		<u>Less than 1</u>	<u>1 to 5</u>
Pooled Investments	\$ 25,204,532	\$ 25,204,532	
District Managed Investments:			
U.S Treasury Notes	4,997,916		\$ 4,997,916
Federal Agency Bonds, Notes and Mortgage-Back Securities	36,814,936		36,814,936
Corporate Notes	5,464,459		5,464,459
Municipal Bonds	1,721,824		1,721,824
LAIF	32,633,011	32,633,011	
Totals	<u>\$ 106,836,678</u>	<u>\$ 57,837,543</u>	<u>\$ 48,999,135</u>



**CONTRA COSTA COMMUNITY COLLEGE DISTRICT**

**NOTES TO THE FINANCIAL STATEMENTS**

**YEAR ENDED JUNE 30, 2006**

**Disclosures Relating to Credit Risk**

Generally, credit risk is the risk that an issuer of an investment will not fulfill its obligation to the holder of the investment. This is measured by the assignment of a rating by a nationally recognized statistical rating organization. Presented below is the minimum rating required by (where applicable) the California Government Code, the District's investment policy, or debt agreements, and the actual rating as of year end for each investment type.

Investment Type	Total Market Value	Exempt from Disclosure	Rating as of Year End Standard and Poor's				
			AAA	AA	AA-	A+	Not Rated
Pooled Investments	\$ 25,204,532						\$ 25,204,532
District Managed Investments:							
U.S Treasury Notes	4,997,916	\$ 4,997,916					
Federal Agency Bonds, Notes and Mortgage-Back Securities	36,814,936		\$ 36,814,936				
Corporate Notes	5,464,459		971,194	\$ 1,035,556	\$ 2,507,261	\$ 950,448	
Municipal Bonds	1,721,824		1,721,824				
LAIF	32,633,011						32,633,011
Totals	<u>\$ 106,836,678</u>	<u>\$ 4,997,916</u>	<u>\$ 39,507,954</u>	<u>\$ 1,035,556</u>	<u>\$ 2,507,261</u>	<u>\$ 950,448</u>	<u>\$ 57,837,543</u>

**Concentration of Credit Risk**

The investment policy of the District contains no limitations on the amount that can be invested in any one issuer beyond that stipulated by the California Education Code. The District has no investments in any one issuer (other than U.S. Treasury securities, mutual funds, and external investment pools) that represent 5% or more of total District investments.

Cash on Hand, in Banks, and in Revolving Fund

As of June 30, 2006, the carrying amount of the District's bank deposits was \$6,363,386 and the bank balance was \$5,608,917. Of the bank balance, \$526,769 was insured by the Federal Depository Insurance Corporation. The remainder, \$5,082,148, was covered by collateral held in the pledging financial institutions' trust departments in the District's name. Cash on hand of \$36,000 was not insured. Of the total bank balance, \$5,107,443 is held by the primary institution and \$501,474 is held by fiduciary funds.

**4. ACCOUNTS RECEIVABLE**

Accounts receivable consisted of the following at June 30, 2006:

Federal, state and local grants and contracts, net of allowance of \$586,624	\$ 31,442,816
Auxiliary enterprises	207,259
Student tuition and fees, net of allowance of \$972,448	<u>2,268,030</u>
Totals	<u>\$ 33,918,105</u>

**CONTRA COSTA COMMUNITY COLLEGE DISTRICT**

**NOTES TO THE FINANCIAL STATEMENTS**

**YEAR ENDED JUNE 30, 2006**

**5. FUNCTIONAL EXPENSES**

For the year ended June 30, 2006, operating expenses are charged by function as follows:

	Salaries	Employee Benefits	Supplies, Materials & Other Operating Expenses & Services	Other Outgo	Depreciation	Total
Instructional Activities	\$ 53,522,056	\$ 15,218,661	\$ 3,542,277			\$ 72,282,994
Academic Support	8,260,260	2,206,625	2,006,248			12,473,133
Student Services	10,651,649	2,719,750	1,924,742			15,296,141
Institutional Support	15,494,235	8,365,260	6,401,746			30,261,241
Plant Operation and Maintenance	5,316,305	1,942,355	4,687,160			11,945,820
Community Services & Economic Development	1,102,437	281,066	528,003			1,911,506
Ancillary and Auxiliary Services	7,783,174	2,034,278	17,138,540			26,955,992
Student Aid				\$ 12,882,299		12,882,299
Physical Property & Related Acquisitions	39,653	6,510	4,256,765			4,302,928
Depreciation					\$ 3,710,772	3,710,772
<b>Totals</b>	<b>\$ 102,169,769</b>	<b>\$ 32,774,505</b>	<b>\$ 40,485,481</b>	<b>\$ 12,882,299</b>	<b>\$ 3,710,772</b>	<b>\$ 192,022,826</b>

**6. CAPITAL ASSETS**

Capital asset activity for the year ended June 30, 2006 was as follows:

	Balance July 1, 2005	Additions	Deletions	Balance June 30, 2006
<b>Capital Assets, Not Depreciated:</b>				
Land	\$ 13,651,216			\$ 13,651,216
Construction in Progress	28,047,536	\$ 32,696,789	\$(15,500,352)	45,243,973
<b>Total Capital Assets, Not Depreciated</b>	<b>41,698,752</b>	<b>32,696,789</b>	<b>(15,500,352)</b>	<b>58,895,189</b>
<b>Capital Assets, Depreciated:</b>				
Buildings	122,362,521	36,714,141		159,076,662
Improvement of Sites	14,914,367			14,914,367
Machinery and Equipment	36,532,502	1,055,556	(787,217)	36,800,841
<b>Total Capital Assets, Depreciated</b>	<b>173,809,390</b>	<b>37,769,697</b>	<b>(787,217)</b>	<b>210,791,870</b>
Less Accumulated Depreciation	(87,162,419)	(4,497,989)	787,217	(90,873,191)
<b>Total Capital Assets, Depreciated, Net</b>	<b>86,646,971</b>	<b>33,271,708</b>		<b>119,918,679</b>
<b>Capital Assets, Net</b>	<b>\$ 128,345,723</b>	<b>\$ 65,968,497</b>	<b>\$(15,500,352)</b>	<b>\$ 178,813,868</b>

**CONTRA COSTA COMMUNITY COLLEGE DISTRICT**

**NOTES TO THE FINANCIAL STATEMENTS**

**YEAR ENDED JUNE 30, 2006**

**7. LONG-TERM LIABILITIES**

Certificates of Participation

In June 1996, the Financing Corporation issued \$1,605,000 of Certificates of Participation (“COPs”) with effective interest rates of 4.5% to 5.35% maturing through 2021. The COPs proceeds were used to fund various construction projects. At June 30, 2006, \$1,215,000 remained outstanding on these Certificates of Participation.

The annual debt service requirements for the Certificates of Participation, as of June 30, 2006 are as follows:

<u>Year(s) Ending June 30,</u>	<u>Principal</u>	<u>Interest</u>	<u>Total</u>
2007	\$ 50,000	\$ 72,900	\$ 122,900
2008	55,000	69,900	124,900
2009	60,000	66,600	126,600
2010	60,000	63,000	123,000
2011	65,000	59,400	124,400
2012 - 2016	400,000	232,500	632,500
2017 - 2021	525,000	97,500	622,500
	<u>\$ 1,215,000</u>	<u>\$ 661,800</u>	<u>\$ 1,876,800</u>

General Obligation Bond Payable

On March 5, 2002, \$120,000,000 in general obligation bonds were authorized by voters under Proposition 39/Measure A in an election held within the Contra Costa Community College District. In July 2002, the District issued its first series \$50,000,000 of Measure A General Obligation Bonds (the G.O. Bonds). The G.O. Bonds require semi-annual principal payments beginning in August 2003 through August 2026; interest on the G.O. Bonds is payable semiannually on each February 1 and August 1, commencing in February of 2003. Annual interest rates for the principal payments range from 3.5% to 6.0%.

On August 1, 2004, the District issued its second series, \$45,000,000, of Measure A G.O. Bonds maturing on August 1, 2029, with interest at 4-5.00%, to provide for anticipated construction costs from various construction projects. The G.O. Bonds require semi-annual principal and interest payments February 1, 2005 through August 1, 2029. The G.O. Bonds due on or before August 1, 2014, are not subject to optional redemption; the G.O. Bonds due on and after August 1, 2015 are subject to optional redemption.

On May 11, 2006, the District issued its third series, \$25,000,000, of Measure A G.O. Bonds maturing on August 1, 2027, with interest at 4-4.50%, to provide for anticipated construction costs from various construction projects. The G.O. Bonds require interest payments February 1, 2007 through August 1, 2027 and annual principal payments August 1, 2007 through August 1, 2027. The G.O. Bonds are subject to optional and mandatory redemption.

**CONTRA COSTA COMMUNITY COLLEGE DISTRICT**

**NOTES TO THE FINANCIAL STATEMENTS**

**YEAR ENDED JUNE 30, 2006**

The general obligation bonded debt at June 30, 2006, for both series matures as follows:

<u>Year(s) Ending June 30,</u>	<u>Principal</u>	<u>Interest</u>	<u>Total</u>
2007	\$ 2,100,000	\$ 5,148,432	\$ 7,248,432
2008	1,010,000	5,643,092	6,653,092
2009	1,440,000	5,441,444	6,881,444
2010	1,625,000	5,389,919	7,014,919
2011	1,845,000	5,321,781	7,166,781
2012 - 2016	13,065,000	24,702,961	37,767,961
2017 - 2021	20,585,000	20,672,841	41,257,841
2022 - 2026	30,900,000	14,933,903	45,833,903
2027 - 2031	42,430,000	6,532,737	48,962,737
Totals	<u>115,000,000</u>	<u>93,787,110</u>	<u>208,787,110</u>
Unamortized Premium and Issuance Costs	990,639		990,639
	<u>\$ 115,990,639</u>	<u>\$ 93,787,110</u>	<u>\$ 209,777,749</u>

Capital Lease Obligations

The District leases equipment under various capital leases. The total equipment acquired from capital leases included in the financial statement is \$516,927 (net of accumulated depreciation of \$824,441). Future minimum lease payments are as follows:

<u>Year(s) Ending June 30,</u>	
2007	\$ 404,658
2008	298,428
2009	261,566
2010	117,848
Total	<u>1,082,500</u>
Less Amounts Representing Interest	<u>(80,212)</u>
Present Value of Net Minimum Lease Payments	<u>\$ 1,002,288</u>

**CONTRA COSTA COMMUNITY COLLEGE DISTRICT**

**NOTES TO THE FINANCIAL STATEMENTS**

**YEAR ENDED JUNE 30, 2006**

**Changes In Long-Term Liabilities**

Long-term liability activity for the year ended June 30, 2006, was as follows:

	<u>Beginning Balance</u>	<u>Additions</u>	<u>Deletions</u>	<u>Ending Balance</u>	<u>Due Within One Year</u>
Capital Lease Obligations	\$ 1,402,791	\$ 172,423	\$ 572,926	\$ 1,002,288	\$ 365,864
Bonds payable	92,635,708	25,000,000	1,645,069	115,990,639	2,100,000
Compensated absences	8,690,656	10,820,670	8,690,656	10,820,670	
Certificates of Participation	<u>1,265,000</u>		<u>50,000</u>	<u>1,215,000</u>	<u>50,000</u>
Total Debt Obligations	<u>\$ 103,994,155</u>	<u>\$ 35,993,093</u>	<u>\$ 10,958,651</u>	<u>\$ 129,028,597</u>	<u>\$ 2,515,864</u>

**8. POST-RETIREMENT HEALTH BENEFITS OBLIGATION**

The District offers subsidized health insurance benefits to all employees who retire from the District and meet the age and service requirements for eligibility. Such benefits are required through the District's union contracts. The amount of the District's contribution towards such annual premiums per employee, is determined according to the collective bargaining agreements or court settlements. The District recognizes the cost of providing those benefits and related administrative costs when paid. Active plan participants at June 30, 2006 totaled 715. Such payments for these retired employees totaled \$7,342,881 for the fiscal year ended June 30, 2006 and were recorded as expenses.

The District partially funds the Actuarial Accrued Liability ("AAL"), which is defined as the present value of the project benefits that have already been earned by current retirees, and other employees eligible for benefits. The AAL also includes employees who are not yet eligible for benefits, but based on the district's experience, are likely to be eligible. The actuarially determined AAL at June 30, 2006 was \$225,080,400. Net assets set aside for funding purposes were \$27,785,500 at June 30, 2006.

**9. OPERATING LEASES**

The District leases certain facilities and land with lease terms in excess of one year. The annual lease payments for these leases are as follows:

<u>Year(s) Ending June 30,</u>	
2007	\$ 524,940
2008	527,208
2009	527,208
2010	527,208
2011	527,208
2012-2015	<u>108,552</u>
Total	<u>\$ 2,742,324</u>

Total rental expense in fiscal year 2005-06 under operating leases was \$584,701.

CONTRA COSTA COMMUNITY COLLEGE DISTRICT

NOTES TO THE FINANCIAL STATEMENTS

YEAR ENDED JUNE 30, 2006

10. JOINT POWERS AUTHORITIES

The District participates in Bay Area Community College District Joint Power Authority ("BACCDJPA") and Contra Costa County Schools Insurance Group ("CCCSIG") for selected insurance coverage. BACCDJPA administers a cooperative insurance program for member districts. Member districts are insured under certain liability and property insurance policies purchases by BACCDJPA. The following is condensed unaudited financial information for BACCDJPA, as of June 30, 2006:

Total assets	\$ 6,871,245
Total liabilities	1,859,469
Total net assets	<u>5,011,776</u>
Total revenues	3,783,199
Total expenses	3,641,772
Increase in net assets	<u>\$ 141,427</u>

CCCSIG provides a cooperative program of self-insurance for workers' compensation for member districts. CCCSIG is self-insured for individual workers' compensation claims less than \$1,000,000 and is covered by insurance for individual claims exceeding such amount to a maximum of \$6,000,000 per claim. The following is condensed audited financial information for CCCSIG, as of June 30, 2006:

Total assets	\$ 75,323,522
Total liabilities	74,441,736
Total net assets	<u>\$ 881,786</u>
Total revenues	\$ 40,658,218
Total expenses	29,751,602
Increase in net assets	<u>\$ 10,906,616</u>

In order to fully fund the CCCSIG, the District may be assessed for its pro rata share of the deficit through future anticipated rate increases.

The relationship between the District and BACCDJPA, and CCCSIG is such that these Joint Power Authorities (JPAs) are not considered to be component units of the District for financial reporting purposes. Complete separate financial statements for the JPAs may be obtained from the individual Authorities.

11. COMMITMENTS AND CONTINGENCIES

State and Federal Allowances, Awards, and Grants

The District has received state and federal funds for specific purposes that are subject to review and audit by the grantor agencies. Although such audits could generate expenditures disallowances under terms of the grants, it is believed that any required reimbursement would not be material.

CONTRA COSTA COMMUNITY COLLEGE DISTRICT

NOTES TO THE FINANCIAL STATEMENTS

YEAR ENDED JUNE 30, 2006

---

Litigation

The District is involved with various claims and litigation arising in the ordinary course of its operations. District management believes that reserves and adequate to cover any liability that may arise from such claims and litigation.

Construction Commitments

The District has construction contracts and property acquisition commitments relating to the general obligation bonds authorized by voters in March 2002. The information regarding the amount of said construction commitments at June 30, 2006, is \$62,769,775.

**12. EMPLOYEE RETIREMENT PLANS**

Qualified employees are covered under multiple-employer defined benefit pension plans maintained by agencies of the State of California. Certificated employees are members of the State Teacher's Retirement System, and classified employees are members of the Public Employees' Retirement System.

CalPERS:

Plan Description

The District contributes to the School Employer Pool under the California Public Employees' Retirement System ("CalPERS"), a cost-sharing multiple-employer public employee retirement system defined benefit pension plan administered by CalPERS. The plan provides retirement and disability benefits, annual cost-of-living adjustments, and death benefits to plan members and beneficiaries. Benefit provisions are established by state statutes, as legislatively amended, within the Public Employees' Retirement Law. CalPERS issues a separate comprehensive annual financial report that includes financial statements and required supplementary information. Copies of the CalPERS annual financial report may be obtained from the CalPERS Executive Office, 400 P Street, Sacramento, California 95814.

Funding Policy

Active plan members are required to contribute 7.0% of their salary (7% of monthly salary over \$133.33 if the member participates in Social Security), and the District is required to contribute an actuarially determined rate. The actuarial methods and assumptions used for determining the rate are those adopted by the CalPERS Board of Administration. The required employer contribution rate for fiscal year 2005-06 was 9.952%. The contribution requirements of the plan members are established by state statute. The District's contributions to CalPERS for the fiscal years ending June 30, 2006, 2005, and 2004 were \$2,811,791, \$3,098,812, and \$3,318,929, respectively, and equaled 100% of the required contributions for each year.

CONTRA COSTA COMMUNITY COLLEGE DISTRICT

NOTES TO THE FINANCIAL STATEMENTS

YEAR ENDED JUNE 30, 2006

---

STRS:

Plan Description

The District contributes to the State Teachers' Retirement System ("STRS"), a cost-sharing multiple-employer public employee retirement system defined benefit pension plan administered by STRS. The plan provides retirement, disability, and survivor benefits to beneficiaries. Benefit provisions are established by state statutes, as legislatively amended, within the State Teachers' Retirement Law. STRS issues a separate comprehensive annual financial report that includes financial statements and required supplementary information. Copies of the STRS annual financial report may be obtained from the STRS offices, 7667 Folsom Boulevard, Sacramento, California 95826.

Funding Policy

Active plan members are required to contribute 8.0% of their salary and the District is required to contribute an actuarially determined rate. The actuarial methods and assumptions used for determining the rate are those adopted by the STRS Teachers' Retirement Board. The required employer contribution rate for fiscal year 2005-06 was 8.25% of annual payroll. The contribution requirements of the plan members are established by state statute. The District's contributions to STRS for the fiscal years ending June 30, 2006, 2005, and 2004 were \$4,946,091, \$5,503,286, and \$4,924,335, respectively, and equaled 100% of the required contributions for each year.

Cash Balance

The Cash Balance Plan (the "CB Plan") is an alternative to the STRS contribution plan for instructors. Instructors who chose not to sign up for STRS or FICA may participate in the CB Plan. The District contribution rate for the CB Plan for the fiscal year 2005-06 was 4% of annual payroll. Contributions for the 2005-06 year were \$250,495.

**13. ON-BEHALF PAYMENTS MADE BY THE STATE OF CALIFORNIA**

The District was an indirect recipient of on-behalf payments made by the State of California to STRS. These payments consisted of state general fund contributions to STRS in the amount of \$2,708,806 (4.517% of salaries subject to STRS).



CONTRA COSTA COMMUNITY COLLEGE DISTRICT

NOTES TO THE FINANCIAL STATEMENTS

YEAR ENDED JUNE 30, 2006

---

14. TAX REVENUE ANTICIPATION NOTES (TRANS)

Tax revenue anticipating notes are short-term debt instruments. They are issued to eliminate cash flow deficiencies that result from fluctuations in revenue receipts and expenditures disbursements. A summary of the District's TRANS activity for the year ended June 30, 2006 is as follows:

	<u>Beginning Balance</u>	<u>Additions</u>	<u>Deletions</u>	<u>Ending Balance</u>
Series 2003A 2.25% TRANS due 7/31/06	\$ 15,830,000		\$ 15,830,000	
Series 2005A 3.77% TRANS due 6/30/06		\$ 13,000,000	13,000,000	
Total TRANS	\$ <u>15,830,000</u>	\$ <u>13,000,000</u>	\$ <u>28,830,000</u>	\$ <u>                    </u>

**SUPPLEMENTARY INFORMATION SECTION**

**CONTRA COSTA COMMUNITY COLLEGE DISTRICT**  
**BALANCE SHEET - ALL FUNDS**  
**JUNE 30, 2006**

	<u>Current Funds</u>		<u>Plant Funds</u>	<u>Total District</u>	<u>Auxiliary</u>	<u>Total Reporting</u>
	<u>Unrestricted</u>	<u>Restricted</u>		<u>(Memorandum</u>		<u>Organizations</u>
				<u>Only)</u>		<u>(Memorandum</u>
						<u>Only)</u>
<b>ASSETS</b>						
Cash and Cash Equivalents	\$ 34,878,908	\$ 1,680,113	\$ 30,888,270	\$ 67,447,291	\$ 86,890	\$ 67,534,181
Investments	23,951,407	336,406	25,047,728	49,335,541		49,335,541
Accounts Receivable	13,278,877	5,783,893	14,623,420	33,686,190	207,258	33,893,448
Taxes Receivable	1,617,991			1,617,991		1,617,991
Interest Receivable	402,877	4,347	707,733	1,114,957		1,114,957
Notes Receivable	59,413			59,413		59,413
Due from (to) Other Funds	(2,171,413)	352,500	579,240	(1,239,673)	1,228,636	(11,037)
Inventories					2,287,685	2,287,685
Prepaid Items	1,259,449			1,259,449		1,259,449
Other Assets	1,215		4,562,979	4,564,194		4,564,194
Capital Assets, Net			178,188,848	178,188,848	625,020	178,813,868
<b>TOTAL ASSETS</b>	<b>\$ 73,278,724</b>	<b>\$ 8,157,259</b>	<b>\$ 254,598,218</b>	<b>\$ 336,034,201</b>	<b>\$ 4,435,489</b>	<b>\$ 340,469,690</b>
<b>LIABILITIES AND FUND BALANCES</b>						
<b>Liabilities:</b>						
Deposits Payable		\$ 400,766		\$ 400,766	\$ 3,428,625	\$ 3,829,391
Accounts Payable	\$ 9,551,415	1,496,657	\$ 656,366	11,704,438	55,463	11,759,901
Accrued Liabilities	4,333,149	71,143	4,497,317	8,901,609	129,826	9,031,435
Deferred Tuition and Fees Revenue	7,841,352	(310)		7,841,042		7,841,042
Deferred Grants and Contracts		4,652,677		4,652,677		4,652,677
Other Deferred Revenue	132,683		(15,833)	116,850		116,850
Amounts Held in Trust for Others		995,831		995,831		995,831
Claims Payable					78,266	78,266
Interest Payable			1,852,458	1,852,458		1,852,458
Capital Leases Payable			793,266	793,266	209,022	1,002,288
Certificates of Participation			1,215,000	1,215,000		1,215,000
Bonds Payable			115,000,000	115,000,000		115,000,000
<b>Total Liabilities</b>	<b>21,858,599</b>	<b>7,616,764</b>	<b>123,998,574</b>	<b>153,473,937</b>	<b>3,901,202</b>	<b>157,375,139</b>
<b>Fund Balances (Deficit)</b>						
Net Investment in Plant			130,311,965	130,311,965		130,311,965
Restricted		540,495	287,679	828,174		828,174
Unrestricted	51,420,125			51,420,125	534,287	51,954,412
<b>Total Fund Balances</b>	<b>51,420,125</b>	<b>540,495</b>	<b>130,599,644</b>	<b>182,560,264</b>	<b>534,287</b>	<b>183,094,551</b>
<b>TOTAL LIABILITIES AND FUND EQUITY</b>	<b>\$ 73,278,724</b>	<b>\$ 8,157,259</b>	<b>\$ 254,598,218</b>	<b>\$ 336,034,201</b>	<b>\$ 4,435,489</b>	<b>\$ 340,469,690</b>

**CONTRA COSTA COMMUNITY COLLEGE DISTRICT**  
**STATEMENT OF CHANGES IN FUND BALANCES - ALL FUNDS**  
**JUNE 30, 2006**

	Current Funds		Plant Funds	Total District (Memorandum Only)	Auxiliary Organizations	Total Reporting Entity (Memorandum Only)
	Unrestricted	Restricted				
<b>REVENUES AND OTHER ADDITIONS</b>						
Local Property Taxes	\$ 66,850,301		\$ 7,279,181	\$ 74,129,482		\$ 74,129,482
State Taxes and Other Revenue	4,704,416	\$ 3,342,183		8,046,599		8,046,599
State Apportionments	55,678,244	156,878	38,087,789	93,922,911		93,922,911
Federal Grants and Contracts	21,540	13,312,845		13,334,385		13,334,385
State Grants and Contracts	46,302	13,356,431		13,402,733		13,402,733
Local Grants and Contracts	4,159,857	846,196	125,825	5,131,878	\$ 577,262	5,709,140
Tuition and Fees	17,594,208	1,438,268		19,032,476	938	19,033,414
Auxiliary Enterprises	127,756			127,756	14,720,032	14,847,788
Investment Income	1,076,047	11,024	2,430,940	3,518,011		3,518,011
Private Gifts, Grants, and Contracts	169,590	32,583		202,173		202,173
Issuance of Debt			25,000,000	25,000,000		25,000,000
Retirement of Debt			2,585,365	2,585,365		2,585,365
Expended for Capital Assets			53,701,941	53,701,941		53,701,941
<b>Total Revenues</b>	<b>150,428,261</b>	<b>32,496,408</b>	<b>129,211,041</b>	<b>312,135,710</b>	<b>15,298,232</b>	<b>327,433,942</b>
<b>EXPENDITURES</b>						
Academic Salaries	60,310,632	2,475,674	28,318	62,814,624		62,814,624
Classified Salaries	26,691,809	5,631,804	5,177	32,328,790	3,392,149	35,720,939
Employee Benefits	29,870,252	1,875,763	17	31,746,032	1,023,314	32,769,346
Books and Supplies	3,144,572	1,627,873		4,772,445	77,205	4,849,650
Contract Services and Operating Expenditures	9,796,961	5,984,361		15,781,322		15,781,322
Financial Aid	11,196	12,871,103		12,882,299		12,882,299
Retirement of Indebtedness	518,575		6,089,792	6,608,367		6,608,367
Expended for Plant Facilities	2,296,507	1,613,291	58,317,348	62,227,146	87,737	62,314,883
Utilities	4,402,633	31,309		4,433,942	39,707	4,473,649
Depreciation			3,276,032	3,276,032	434,741	3,710,773
Increase in debt			25,172,424	25,172,424		25,172,424
Other	12,613			12,613	9,934,035	9,946,648
<b>Total Expenditures</b>	<b>137,055,750</b>	<b>32,111,178</b>	<b>92,889,108</b>	<b>262,056,036</b>	<b>14,988,888</b>	<b>277,044,924</b>
<b>MANDATORY TRANSFERS</b>	<b>(243,946)</b>	<b>243,946</b>				
<b>NON-MANDATORY TRANSFERS</b>	<b>(713,722)</b>	<b>(376,783)</b>	<b>23,272</b>	<b>(1,067,233)</b>	<b>1,067,234</b>	<b>1</b>
<b>Total Transfers</b>	<b>(957,668)</b>	<b>(132,837)</b>	<b>23,272</b>	<b>(1,067,233)</b>	<b>1,067,234</b>	<b>1</b>
<b>NET INCREASE (DECREASE) IN FUND BALANCES</b>	<b>12,414,843</b>	<b>252,393</b>	<b>36,345,205</b>	<b>49,012,441</b>	<b>1,376,578</b>	<b>50,389,019</b>
<b>FUND BALANCES (DEFICIT)</b>						
Beginning of Year	39,005,282	288,102	94,254,439	133,547,823	(842,291)	132,705,532
End of Year	\$ 51,420,125	\$ 540,495	\$ 130,599,644	\$ 182,560,264	\$ 534,287	\$ 183,094,551

**CONTRA COSTA COMMUNITY COLLEGE DISTRICT**

**COMBINING BALANCE SHEET  
CURRENT FUNDS - UNRESTRICTED  
JUNE 30, 2006**

	<b>General Fund Unrestricted</b>	<b>General Fund Unrestricted- TRANS</b>	<b>Debt Service for Accrued Compensated Absences</b>	<b>Post- Retirement Health Benefits</b>	<b>Total Current Unrestricted Funds</b>
<b>ASSETS</b>					
Cash and Cash Equivalents	\$29,849,931	\$ 85,318	\$ 2,013,088	\$ 2,930,571	\$34,878,908
Investments				23,951,407	23,951,407
Accounts Receivable	13,278,877				13,278,877
Taxes Receivable	1,617,991				1,617,991
Interest Receivable	101,294	12,577		289,006	402,877
Notes Receivable	59,413				59,413
Due From (To) Other Funds	(2,118,555)	(97,895)		45,037	(2,171,413)
Prepaid Items	1,259,449				1,259,449
Other Assets	1,215				1,215
<b>TOTAL ASSETS</b>	<b>\$44,049,615</b>	<b>\$</b>	<b>\$ 2,013,088</b>	<b>\$ 27,216,021</b>	<b>\$73,278,724</b>
<b>LIABILITIES AND FUND BALANCES</b>					
<b>Liabilities:</b>					
Accounts Payable	\$ 9,551,415				\$ 9,551,415
Accrued Liabilities	4,333,149				4,333,149
Deferred Tuition and Fees Revenue	7,841,352				7,841,352
Other Deferred Revenue	132,683				132,683
Interest Payable					
Notes Payable					
<b>Total Liabilities</b>	<b>21,858,599</b>				<b>21,858,599</b>
<b>FUND BALANCES</b>					
<b>Fund Balances (Deficit)</b>					
Restricted					
Unrestricted	22,191,016		\$ 2,013,088	\$ 27,216,021	51,420,125
<b>Total Fund Balances</b>	<b>22,191,016</b>		<b>2,013,088</b>	<b>27,216,021</b>	<b>51,420,125</b>
<b>TOTAL LIABILITIES AND FUND BALANCES</b>	<b>\$44,049,615</b>	<b>\$</b>	<b>\$ 2,013,088</b>	<b>\$ 27,216,021</b>	<b>\$73,278,724</b>

**CONTRA COSTA COMMUNITY COLLEGE DISTRICT**  
**COMBINING STATEMENT OF CHANGES IN FUND BALANCES**  
**CURRENT FUNDS - UNRESTRICTED**  
**JUNE 30, 2006**

	General Fund Unrestricted	General Fund Unrestricted- TRANS	Debt Service for Accrued Compensated Absences	Post- Retirement Health Benefits	Total Current Unrestricted Funds
<b>REVENUES</b>					
Local Property Taxes	\$ 66,850,301				\$ 66,850,301
State Taxes and Other Revenue	4,704,416				4,704,416
State Apportionments	55,678,244				55,678,244
Federal Grants and Contracts	21,540				21,540
State Grants and Contracts	46,302				46,302
Local Grants and Contracts	3,155,986			\$ 1,003,871	4,159,857
Tuitions and Fees	17,594,208				17,594,208
Auxiliary Enterprises	127,756				127,756
Investment Income	274,336	\$ 673,932		127,779	1,076,047
Private Gifts, Grants, and Contracts	169,590				169,590
Total Revenues	148,622,679	673,932		1,131,650	150,428,261
<b>EXPENDITURES</b>					
Academic Salaries	60,310,632				60,310,632
Classified Salaries	26,691,809				26,691,809
Employee Benefits	29,870,252				29,870,252
Books and Supplies	3,144,572				3,144,572
Contract Services and Operating Expenditures	9,720,307	46,321		30,333	9,796,961
Financial Aid	11,196				11,196
Retirement of Indebtedness		518,575			518,575
Expended for Plant Facilities	2,296,507				2,296,507
Utilities	4,402,633				4,402,633
Other	9,700			2,913	12,613
Total Expenditures	136,457,608	564,896		33,246	137,055,750
<b>MANDATORY TRANSFERS</b>	(243,946)				(243,946)
<b>NON-MANDATORY TRANSFERS</b>	(503,854)	(209,868)			(713,722)
Total Transfers	(747,800)	(209,868)			(957,668)
<b>NET INCREASE (DECREASE) IN FUND BALANCES</b>	11,417,271	(100,832)		1,098,404	12,414,843
<b>FUND BALANCES</b>					
Beginning of Year	10,773,745	100,832	2,013,088	26,117,617	39,005,282
End of Year	\$ 22,191,016	\$	\$ 2,013,088	\$27,216,021	\$ 51,420,125

**CONTRA COSTA COMMUNITY COLLEGE DISTRICT**

**COMBINING BALANCE SHEET  
CURRENT FUNDS - RESTRICTED  
JUNE 30, 2006**

	<b>General Fund Restricted</b>	<b>Student Financial Aid</b>	<b>Student Scholarship and Loan</b>	<b>Associated Students</b>	<b>Student Body Center Building and Operating</b>	<b>Total Current Restricted Funds</b>
<b>ASSETS</b>						
Cash and Cash Equivalents	\$ 526,289		\$ 188,232	\$ 291,029	\$ 674,563	\$ 1,680,113
Investments			336,406			336,406
Accounts Receivable	5,630,235	\$ 153,658				5,783,893
Interest Receivable			4,347			4,347
Due From (To) Other Funds	76,150	250,150	(4,039)	108,706	(78,467)	352,500
Prepaid Items						
<b>TOTAL ASSETS</b>	<b>\$ 6,232,674</b>	<b>\$ 403,808</b>	<b>\$ 524,946</b>	<b>\$ 399,735</b>	<b>\$ 596,096</b>	<b>\$ 8,157,259</b>
<b>LIABILITIES AND FUND BALANCES</b>						
Liabilities:						
Cash Overdraft		\$ 400,766				\$ 400,766
Accounts Payable	\$ 1,487,745	8,440	\$ 472			1,496,657
Accrued Liabilities	71,143					71,143
Deferred Tuition and Fees Revenue	(310)					(310)
Deferred Grants and Contracts	4,641,635	11,042				4,652,677
Amounts Held in Trust for Others				\$ 399,735	\$ 596,096	995,831
<b>Total Liabilities</b>	<b>6,200,213</b>	<b>420,248</b>	<b>472</b>	<b>399,735</b>	<b>596,096</b>	<b>7,616,764</b>
<b>Fund Balances (Deficit)</b>						
Restricted	32,461	(16,440)	524,474			540,495
<b>TOTAL LIABILITIES AND FUND BALANCES</b>	<b>\$ 6,232,674</b>	<b>\$ 403,808</b>	<b>\$ 524,946</b>	<b>\$ 399,735</b>	<b>\$ 596,096</b>	<b>\$ 8,157,259</b>

**CONTRA COSTA COMMUNITY COLLEGE DISTRICT**  
**COMBINING STATEMENT OF CHANGES IN FUND BALANCES**  
**CURRENT FUNDS - RESTRICTED**  
**JUNE 30, 2006**

	<u>General Fund Restricted</u>	<u>Student Financial Aid</u>	<u>Student Scholarship and Loan</u>	<u>Total Restricted Funds</u>
<b>REVENUES</b>				
State Taxes and Other Revenue	\$ 3,342,183			\$3,342,183
State Apportionments	156,878			156,878
Federal Grants and Contracts	2,870,629	\$ 10,442,216		13,312,845
State Grants and Contracts	12,117,208	1,239,223		13,356,431
Local Grants and Contracts	846,139		\$ 57	846,196
Tuitions and Fees	1,438,268			1,438,268
Investment Income (Loss)			11,024	11,024
Private Gifts, Grants, and Contracts	32,583			32,583
Total Revenues	<u>20,803,888</u>	<u>11,681,439</u>	<u>11,081</u>	<u>32,496,408</u>
<b>EXPENDITURES</b>				
Academic Salaries	2,475,674			2,475,674
Classified Salaries	5,631,804			5,631,804
Employee Benefits	1,875,763			1,875,763
Books and Supplies	1,627,873			1,627,873
Contract Services and Operating Expenditures	5,984,269		92	5,984,361
Financial Aid	1,209,590	11,661,513		12,871,103
Expended for Plant Facilities	1,613,291			1,613,291
Utilities	31,309			31,309
Other				
Total Expenditures	<u>20,449,573</u>	<u>11,661,513</u>	<u>92</u>	<u>32,111,178</u>
<b>MANDATORY TRANSFERS</b>	243,946			243,946
<b>NON-MANDATORY TRANSFERS</b>	(598,258)	221,475		(376,783)
Total Transfers	<u>(354,312)</u>	<u>221,475</u>		<u>(132,837)</u>
<b>NET INCREASE (DECREASE) IN FUND BALANCES</b>	3	241,401	10,989	252,393
<b>FUND BALANCES (DEFICIT)</b>				
Beginning of Year	32,458	(257,841)	513,485	288,102
End of Year	<u>\$ 32,461</u>	<u>\$ (16,440)</u>	<u>\$ 524,474</u>	<u>\$ 540,495</u>



**CONTRA COSTA COMMUNITY COLLEGE DISTRICT**

**COMBINING BALANCE SHEET  
PLANT FUNDS  
JUNE 30, 2006**

	<u>Unexpended Plant</u>	<u>Retirement of Indebtedness</u>	<u>Investment in Plant</u>	<u>Total Plant Funds</u>
<b>ASSETS</b>				
Cash and Cash Equivalents	\$ 26,069,734	\$ 4,818,536		\$ 30,888,270
Investments	25,047,728			25,047,728
Accounts Receivable	14,623,420			14,623,420
Taxes Receivable				
Interest Receivable	695,082	12,651		707,733
Due From (To) Other Funds	493,695	85,545		579,240
Other Assets	4,497,317	65,662		4,562,979
Capital Assets, Net			\$ 178,188,848	178,188,848
<b>TOTAL ASSETS</b>	<u>\$ 71,426,976</u>	<u>\$ 4,982,394</u>	<u>\$ 178,188,848</u>	<u>\$254,598,218</u>
<b>LIABILITIES AND FUND BALANCES</b>				
<b>Liabilities:</b>				
Accounts Payable	\$ 656,366			\$ 656,366
Accrued Liabilities	4,497,317			4,497,317
Deferred Revenue	(15,833)			(15,833)
Interest Payable		\$ 1,852,458		1,852,458
Capital Lease Obligations			\$ 793,266	793,266
Certificates of Participation			1,215,000	1,215,000
Bonds Payable			115,000,000	115,000,000
<b>Total Liabilities</b>	<u>5,137,850</u>	<u>1,852,458</u>	<u>117,008,266</u>	<u>123,998,574</u>
<b>Fund Balances:</b>				
Net Investment in Plant	66,289,126	2,842,257	61,180,582	130,311,965
Restricted		287,679		287,679
<b>Total Fund Balances (Deficit)</b>	<u>66,289,126</u>	<u>3,129,936</u>	<u>61,180,582</u>	<u>130,599,644</u>
<b>TOTAL LIABILITIES AND FUND BALANCES</b>	<u>\$ 71,426,976</u>	<u>\$ 4,982,394</u>	<u>\$ 178,188,848</u>	<u>\$254,598,218</u>

**CONTRA COSTA COMMUNITY COLLEGE DISTRICT**  
**COMBINING STATEMENT OF CHANGES IN FUND BALANCES**  
**PLANT FUNDS**  
**JUNE 30, 2006**

	<u>Unexpended Plant</u>	<u>Retirement of Indebtedness</u>	<u>Investment In Plant</u>	<u>Total Plant Funds</u>
<b>REVENUES AND OTHER ADDITIONS</b>				
Local Property Taxes	\$ 877,772	\$ 6,401,409		\$ 7,279,181
State Apportionments	38,087,789			38,087,789
Local Grants and Contracts		125,825		125,825
Investment Income	2,317,415	113,525		2,430,940
Issuance of Debt	25,000,000			25,000,000
Private Gifts, Grants, and Contracts				
Retirement of Debt			\$ 2,585,365	2,585,365
Expended for Capital Assets			53,701,941	53,701,941
<b>Total Revenues</b>	<u>66,282,976</u>	<u>6,640,759</u>	<u>56,287,306</u>	<u>129,211,041</u>
<b>EXPENDITURES</b>				
Classified Salaries	28,318			28,318
Employee Benefits	5,177			5,177
Other Operating Expenditures	17			17
Retirement of Indebtedness		6,089,792		6,089,792
Expended for Plant Facilities	58,317,348			58,317,348
Depreciation Expense			3,276,032	3,276,032
Increase in Debt			25,172,424	25,172,424
<b>Total Expenditures</b>	<u>58,350,860</u>	<u>6,089,792</u>	<u>28,448,456</u>	<u>92,889,108</u>
<b>NON-MANDATORY TRANSFERS</b>	-	(3,226)	26,498	23,272
<b>NET INCREASE (DECREASE) IN FUND BALANCES</b>	7,932,116	547,741	27,865,348	36,345,205
<b>FUND BALANCES</b>				
Beginning of Year	58,357,010	2,582,195	33,315,234	94,254,439
End of Year	<u>\$ 66,289,126</u>	<u>\$ 3,129,936</u>	<u>\$ 61,180,582</u>	<u>\$ 130,599,644</u>

**CONTRA COSTA COMMUNITY COLLEGE DISTRICT**

**COMBINING BALANCE SHEET  
AUXILIARY ORGANIZATIONS**

**JUNE 30, 2006**

	<u>Bookstore</u>	<u>Cafeteria</u>	<u>Regional Training Institute</u>	<u>Information Technology</u>	<u>Self- Insurance</u>	<u>Total Auxiliary Funds</u>
<b>ASSETS</b>						
Cash and Cash Equivalents		\$ 8,624			\$ 78,266	\$ 86,890
Accounts Receivable	\$ 185,272		\$ 1,000	\$ 20,986		207,258
Due From (To) Other Funds	133,392	27,032	843,212	225,000		1,228,636
Inventory	2,284,133	3,552				2,287,685
Capital Assets, Net	275,232	6,218		343,570		625,020
Prepaid items						
<b>TOTAL ASSETS</b>	<u>\$ 2,878,029</u>	<u>\$ 45,426</u>	<u>\$ 844,212</u>	<u>\$ 589,556</u>	<u>\$ 78,266</u>	<u>\$ 4,435,489</u>
<b>LIABILITIES AND FUND BALANCES</b>						
Liabilities:						
Deposits Payable	\$ 1,629,907		\$ 833,887	\$ 964,831		\$ 3,428,625
Accounts Payable				55,463		55,463
Accrued Liabilities	99,433	\$ 28,387		2,006		129,826
Capital Lease Obligations	182,524			26,498		209,022
Claims Payable					\$ 78,266	78,266
<b>Total Liabilities</b>	<u>1,911,864</u>	<u>28,387</u>	<u>833,887</u>	<u>1,048,798</u>	<u>78,266</u>	<u>3,901,202</u>
Fund Balances (Deficit):						
Unrestricted						
Restricted	966,165	17,039	10,325	(459,242)		534,287
<b>Total Fund Balances</b>	<u>966,165</u>	<u>17,039</u>	<u>10,325</u>	<u>(459,242)</u>		<u>534,287</u>
<b>TOTAL LIABILITIES AND FUND BALANCES</b>	<u>\$ 2,878,029</u>	<u>\$ 45,426</u>	<u>\$ 844,212</u>	<u>\$ 589,556</u>	<u>\$ 78,266</u>	<u>\$ 4,435,489</u>

**CONTRA COSTA COMMUNITY COLLEGE DISTRICT**  
**COMBINING STATEMENT OF CHANGES IN FUND BALANCES**  
**AUXILIARY ORGANIZATIONS**  
**JUNE 30, 2006**

	<u>Bookstore</u>	<u>Cafeteria</u>	<u>Regional Training Institute</u>	<u>Information Technology</u>	<u>Total Auxiliary Funds</u>
<b>REVENUES</b>					
Local Grants and Contracts		\$ 78,451	\$ 498,811		\$ 577,262
Tuition and Fees	\$ 938				938
Auxiliary Enterprises Sales and Charges	11,258,165	957,103		\$ 2,504,764	14,720,032
Total Revenues	<u>11,259,103</u>	<u>1,035,554</u>	<u>498,811</u>	<u>2,504,764</u>	<u>15,298,232</u>
<b>EXPENDITURES</b>					
Classified Salaries	1,449,171	323,519	232,410	1,387,049	3,392,149
Employee Benefits	423,692	87,464	72,505	439,653	1,023,314
Books and Supplies	36,834	21,196	6,088	13,087	77,205
Expended for Plant Facilities	(505)	28,927	5,215	54,100	87,737
Utilities	4,983		24,260	10,464	39,707
Depreciation	67,042	2,278	42,237	323,184	434,741
Other	8,708,329	548,422	486,416	190,868	9,934,035
Total Expenditures	<u>10,689,546</u>	<u>1,011,806</u>	<u>869,131</u>	<u>2,418,405</u>	<u>14,988,888</u>
<b>NON-MANDATORY TRANSFERS</b>	<u>(265,370)</u>		<u>1,134,102</u>	<u>198,502</u>	<u>1,067,234</u>
<b>NET INCREASE (DECREASE) IN FUND BALANCES</b>	<u>304,187</u>	<u>23,748</u>	<u>763,782</u>	<u>284,861</u>	<u>1,376,578</u>
<b>FUND BALANCES (DEFICIT)</b>					
Beginning of Year	661,978	(6,709)	(753,457)	(744,103)	(842,291)
End of Year	<u>\$ 966,165</u>	<u>\$ 17,039</u>	<u>\$ 10,325</u>	<u>\$ (459,242)</u>	<u>\$ 534,287</u>

**CONTRA COSTA COMMUNITY COLLEGE DISTRICT**  
**SCHEDULE OF EXPENDITURES OF FEDERAL AWARDS**  
**YEAR ENDED JUNE 30, 2006**

<b>Federal Grantor/Pass-Through Grantor/ Program or Cluster Title</b>	<b>Federal CFDA Number</b>	<b>Pass-Through Identifying Number</b>	<b>Program Expenditures</b>
<b>U.S. Department of Education:</b>			
<b>Student Financial Assistance Programs Cluster:</b>			
Pell Grant Program	84.063	N/A	\$ 9,808,738
Supplemental Educational Opportunity Grant Program	84.007	N/A	371,738
Federal Work-Study Program	84.033	N/A	240,025
Federal Family Education Loan Program	84.032	N/A	283,277
Disadvantaged Backgrounds	93.925	N/A	53,971
Subtotal Student Financial Assistance Programs Cluster			<u>10,757,749</u>
Higher Education-Institutional Aid	84.031	N/A	711,176
TRIO - Talent Search	84.044	N/A	296,938
Child Care Means Parents School	84.335	N/A	27,713
Child Care Means Parents School	84.335	N/A	31,848
Subtotal Direct Programs			<u>11,825,424</u>
<b>Passed Through California Community Colleges Chancellor's   Office (CCCCO):</b>			
Vocational Education-Basic Grants to States	84.048	03-C01-012	792,486
Technical Preparation	84.243	02-139-018/019/020	414,974
Subtotal Vocational Education Cluster			<u>1,207,460</u>
<b>Passed Through California Department of Education:</b>			
Even Start	84.213	14331	55,572
<b>Passed Through California Department of Rehabilitation:</b>			
Special Education - Grants to States	84.027	24192/4053.4	65,456
<b>Passed Through California Department of Social Services</b>			
Independent Living - State Grants	84.169	11/CDSS/ILPD S04	33,589
<b>Total U.S. Department of Education</b>			<u>13,187,501</u>
<b>U.S. Department of Health and Human Services:</b>			
<b>Passed Through California Community Colleges Chancellors' Office (CCCCO):</b>			
Foster Parent Training	93.600	N/A	270,998
Foster Care - Title IV - E	93.658	N/A	239,379
<b>Total U.S. Department of Health and Human Services</b>			<u>510,377</u>
<b>Department of Health and Social Services</b>			
<b>Passed Through San Francisco Community College District</b>			
Child Care and Development Block Grant	93.575	93:575	5,902
<b>Total U.S. Department of Health and Human Services</b>			<u>5,902</u>
<b>National Science Foundation</b>			
Education and Human Resources	47.070	N/A	175,150
<b>Total National Science Foundation</b>			<u>175,150</u>
<b>U.S. Department of Labor:</b>			
Employment and Training Administration	17.261	N/A	119,898
<b>Total U.S. Department of Labor</b>			<u>119,898</u>
<b>Total Expenditures of Federal Awards</b>			<u>\$ 13,998,828</u>

**CONTRA COSTA COMMUNITY COLLEGE DISTRICT**  
**SCHEDULE OF STATE FINANCIAL ASSISTANCE**  
**YEAR ENDED JUNE 30, 2006**

Program Title	ENTITLEMENTS		PROGRAM REVENUES			Total	Program Expenditures
	Current Year	Cash Received	Accounts Receivable	Deferred Revenue			
AB602 Board Fin Aid Staffing	\$ 964,476	\$ 964,475		\$ 16,099	\$ 948,376	\$ 948,376	
ADN Enrollment - CCC	58,823	9,350	37,998		47,348	47,348	
ADN Enrollment - LMC	61,380	8,920	50,943		59,863	59,863	
CalWORKS	649,252	649,252		5	649,247	649,247	
CARE	401,336	401,336		533	400,803	400,803	
CNET (Telecom Infrastructure) TTIP	172,631	172,631	81,145		253,776	253,776	
DSFS	2,367,040	2,367,039		97,261	2,269,778	2,269,778	
Environmental Tec State Ldrshp	152,500	128,100		15,630	112,470	112,470	
EOPS	2,793,162	2,493,163		423	2,492,740	2,492,740	
Faculty and Staff Diversity	28,173	28,173		16,764	11,409	11,409	
Foster Parent Training	255,404	255,404	265,746		521,150	521,150	
Foster Relative Training - CCC	30,000	30,000			30,000	30,000	
Heritage Project - LMC	37,400	60	37,340		37,400	37,400	
Independent Living	25,890	15,677	17,913		33,589	33,589	
Instructional Equipment	621,754	621,753	274,016		895,769	895,769	
Lottery	664,337	813,025		148,688	664,337	664,337	
Matriculation	1,278,208	1,278,210		6,109	1,272,101	1,272,101	
PUENTE Project	1,921,000	862,698	1,058,302		1,921,000	1,921,000	
State Pre-School Grant (1)	1,248,384	1,004,379	252,772		1,257,151	1,257,151	
Techn' al Suppt to Wkforce Devl	400,000	336,000		253,892	82,108	82,108	
Web-Based Data Collection	100,000		100,000		100,000	100,000	
Workability III	70,307	27,899	37,557		65,456	65,456	
<b>Total state programs</b>	<b>\$ 14,301,457</b>	<b>\$ 12,467,544</b>	<b>\$ 2,213,732</b>	<b>\$ 555,404</b>	<b>\$ 14,125,871</b>	<b>\$ 14,125,871</b>	

CONTRA COSTA COMMUNITY COLLEGE DISTRICT

SCHEDULE OF STATE GENERAL APPORTIONMENT  
AND APPRENTICESHIP HOURS OF INSTRUCTION

YEAR ENDED JUNE 30, 2006

STATE GENERAL APPORTIONMENT

Categories	<u>Full-Time Equivalent Students</u>
Summer Intersession:	
Noncredit	47.92
Credit	5335.3
Census Procedure Courses:	
Weekly Census Contact Hours	20,171.72
Daily Census Contact Hours	1916.73
Actual Hours of Attendance Courses:	
Noncredit	350.19
Credit	<u>1,502.67</u>
Independent Study/Work Experience:	
Weekly Census Procedure Courses	577.73
Daily Census Procedure Courses	<u>526.49</u>
Total Full-Time Equivalent Students	<u>30,428.75</u>
Gross Square Footage:	
Existing Facilities	1,371,445
New Facilities	11,962
FTES in Leased Facilities	1,189.77

APPRENTICESHIP HOURS OF INSTRUCTION

Reporting Period	<u>Hours of Instruction</u>
July 1, 2005 – December 31, 2005	50,687
January 1, 2006 – April 15, 2006	33,164
April 16, 2006 – June 30, 2006	<u>-</u>
Annual Total	<u>83,851</u>

Note: While there were no adjustments between the reported FTES on Form CCFS-320 and the audited FTES, as the District filed a revised Form CFS-320, the District has elected to include the 2006 summer session FTES, which is a change from the prior year.

**CONTRA COSTA COMMUNITY COLLEGE DISTRICT**  
**RECONCILIATION OF ANNUAL FINANCIAL AND BUDGET REPORT**  
**(CCFS-311) WITH AUDITED FINANCIAL STATEMENTS**  
**YEAR ENDED JUNE 30, 2006**

	General Fund	Debt Service Funds	Internal Service Fund	Auxiliary Enterprise Funds
June 30, 2006 Annual financial and Budget Report fund balances per CCFS-311	\$ 14,377,096	\$ 4,754,513	\$ 27,513,910	\$ 461,280
Adjustment and reclassifications increasing (decreasing fund balance)				
Adjust summer FTES	8,013,056			
Adjust inter-fund receivables	6,000			
Adjust deferred revenue	(172,646)			
Prior year audit adjustments		100,833		
Adjust for unrealized GASB 31 loss			(297,889)	
Adjust for ending inventory				373,237
Reclassify capital lease obligations				(26,498)
Reverse accounts receivable				(273,735)
Other post-closing adjustment and rounding	(29)			3
Fund balance per audit (not individually presented), June 30, 2006	<u>\$ 22,223,477</u>	<u>\$ 4,855,346</u>	<u>\$ 27,216,021</u>	<u>\$ 534,287</u>
		Fiduciary Funds		
June 30, 2006 Annual financial and Budget Report fund balances per CCFS-311		\$ 1,550,139		
Adjustment and reclassifications increasing (decreasing fund balance)				
Record school's portion of Return to Title IV		(1,522)		
Other post-closing adjustment and rounding		(220)		
Fund balance per audit (not individually presented), June 30, 2006		<u>\$ 1,548,397</u>		



**CONTRA COSTA COMMUNITY COLLEGE DISTRICT**

**NOTES TO SUPPLEMENTARY INFORMATION**

**YEAR ENDED JUNE 30, 2006**

---

**1. PURPOSE OF SCHEDULES**

The audit of the District for the year ended June 30, 2006 was conducted in accordance with OMB Circular A-133, which requires disclosure of the financial activities of all federally funded programs. To comply with OMB Circular A-133, the Schedule of Expenditures of Federal Awards is presented.

The California Community Colleges Chancellor's Office requires disclosure of the financial activities of all state funded programs. To comply with this requirement, the Schedule of State Financial Assistance is presented.

The Schedules of State General Apportionment and Apprenticeship Hours of Instruction present the basis of apportionment for the District's annual source of funding.

The Reconciliation of Annual Financial and Budget Report (CCFS-311) with Audited Financial Statements provides the information necessary to reconcile the fund balances of all funds as reported on the Form CCFS-311 to the audited financial statements.

**OTHER INDEPENDENT AUDITOR'S REPORTS**



**REPORT ON INTERNAL CONTROL OVER FINANCIAL REPORTING AND  
ON COMPLIANCE AND OTHER MATTERS BASED ON AN AUDIT OF  
FINANCIAL STATEMENTS PERFORMED IN ACCORDANCE  
WITH *GOVERNMENT AUDITING STANDARDS***

**Board of Trustees  
Contra Costa Community College District  
Martinez, California**

We have audited the basic financial statements of the Contra Costa Community College District (the "District") as of and for the year ended June 30, 2006, and have issued our report thereon dated November 3, 2006. We conducted our audit in accordance with auditing standards generally accepted in the United States of America and the standards applicable to financial audits contained in *Government Auditing Standards*, issued by the Comptroller General of United States.

Internal Control Over Financial Reporting

In planning and performing our audit, we considered the District's internal control over financial reporting in order to determine our auditing procedures for the purpose of expressing our opinion on the basic financial statements and not to provide an opinion on the internal control over financial reporting. Our consideration of the internal control over financial reporting would not necessarily disclose all matters in the internal control over financial reporting that might be material weaknesses. A material weakness is a reportable condition in which the design or operation of one or more of the internal control components does not reduce to a relatively low level the risk that misstatements caused by error or fraud in amounts that would be material in relation to the financial statements being audited may occur and not be detected within a timely period by employees in the normal course of performing their assigned functions. We noted no matters involving the internal control over financial reporting and its operation that we consider to be material weaknesses.

Compliance and Other Matters

As part of obtaining reasonable assurance about whether the District's basic financial statements are free of material misstatements, we performed tests of its compliance with certain provisions of laws, regulations, contracts and grant agreements, noncompliance with which could have a direct and material effect on the determination of financial statement amounts. However, providing an opinion on compliance with those provisions was not an objective of our audit and, accordingly, we do not express such an opinion. The results of our tests disclosed instances of noncompliance or other matters that are required to be reported under *Government Auditing Standards* and which are described in the accompanying schedule of findings and questioned costs as item 06-1 through 06-4.

**Board of Trustees  
Contra Costa Community College District  
Page 2**

This report is intended solely for the information and use of the Board of Trustees, Finance Committee, management, and federal and state awarding agencies and pass-through entities, and is not intended to be and should not be used by anyone other than these specified parties.

*Gilbert Associates, Inc.*

**GILBERT ASSOCIATES, INC.**

**November 3, 2006**



**REPORT ON COMPLIANCE WITH REQUIREMENTS APPLICABLE TO EACH  
MAJOR PROGRAM AND INTERNAL CONTROL OVER COMPLIANCE  
IN ACCORDANCE WITH OMB CIRCULAR A-133**

**Board of Trustees  
Contra Costa Community College District  
Martinez, California**

Compliance

We have audited the compliance of Contra Costa Community College District (the "District") with the types of compliance requirements described in the *U.S. Office of Management and Budget ("OMB") Circular A-133 Compliance Supplement* that are applicable to each of its major federal programs for the year ended June 30, 2006. The District's major federal programs are identified in the Summary of Auditor's Results included in the accompanying Findings and Recommendations Section. Compliance with the requirements of laws, regulations, contracts, and grants applicable to each of its major federal programs is the responsibility of the District's management. Our responsibility is to express an opinion on the District's compliance based on our audit.

We conducted our audit of compliance in accordance with auditing standards generally accepted in the United States of America; the standards applicable to financial audits contained in *Government Auditing Standards*, issued by the Comptroller General of the United States; and OMB Circular A-133, *Audits of States, Local Governments, and Non-Profit Organizations*. Those standards and OMB Circular A-133 require that we plan and perform the audit to obtain reasonable assurance about whether noncompliance with the types of compliance requirements referred to above that could have a direct and material effect on a major federal program occurred. An audit includes examining, on a test basis, evidence about the District's compliance with those requirements and performing such other procedures as we considered necessary in the circumstances. We believe that our audit provides a reasonable basis for our opinion. Our audit does not provide a legal determination of the District's compliance with those requirements.

In our opinion, the District complied, in all material respects, with the requirements referred to above that are applicable to each of its major federal programs for the year ended June 30, 2006. However, the results of our auditing procedures disclosed no instances of noncompliance with those requirements that is required to be reported in accordance with OMB Circular A-133.

Internal Control Over Compliance

The management of the District is responsible for establishing and maintaining effective internal control over compliance with requirements of laws, regulations, contracts, and grants applicable to federal programs. In planning and performing our audit, we considered the District's internal control over compliance with requirements that could have a direct and material effect on a major federal program in order to determine our auditing procedures for the purpose of expressing our opinion on compliance and to test and report on the internal control over compliance in accordance with OMB Circular A-133.

Our consideration of the internal control over compliance would not necessarily disclose all matters in the internal control that might be material weaknesses. A material weakness is a reportable condition in which the design or operation of one or more of the internal control components does not reduce to a relatively low level the risk that noncompliance with applicable requirements of laws, regulations, contracts, and grants caused by error or fraud that would be material in relation to a major federal program being audited may occur and not be detected within a timely period by employees in the normal course of performing their assigned functions. We noted no matters involving the internal control over compliance and its operation that we consider to be material weaknesses.

This report is intended solely for the information and use of the Board of Trustees, Finance Committee, management, and federal and state awarding agencies and pass-through entities, and is not intended to be and should not be used by anyone other than these specified parties.

*Gilbert Associates, Inc.*

**GILBERT ASSOCIATES, INC.**

**November 3, 2006**



## **INDEPENDENT AUDITOR'S REPORT ON STATE COMPLIANCE**

**Board of Trustees  
Contra Costa Community College District  
Martinez, California**

We have audited the financial statements of the Contra Costa Community College District (the District) as of and for the year ended June 30, 2006, and have issued our opinion thereon dated November 3, 2006, which was unqualified. Our audit was made in accordance with auditing standards generally accepted in the United States of America and, accordingly, included such tests of the accounting records and such other auditing procedures as we considered necessary in the circumstances.

In connection with our audit, we performed an audit for compliance for those programs identified in Section 400, State Compliance Requirements, of the *Contracted District Audit Manual*, issued by the California Community Colleges Chancellor's Office. The objective of the compliance audit was to determine with reasonable assurance that the following requirements had been met:

Salaries of Classroom Instructors (50% Law)

The District's salaries of classroom instructors shall equal or exceed 50% of the District's current expense of education in accordance with Section 84362 of the Education Code.

Apportionment for Instructional Service Agreements/Contracts

The District shall fulfill the requirements of Title 5 of the California Code of Regulations in order to claim FTES and obtain state funding for classes given through instructional service agreements/contracts.

Required Data Elements

The District shall have the ability to support timely, accurate, and complete information for the following workload measures used in the calculation of State General Apportionment:

- Credit Full-Time Equivalent Students (FTES) in weekly census, daily census, actual hour of attendance, and apprenticeship courses.
- Noncredit FTES in actual hour of attendance and distant education courses.
- Credit Student Headcount Data.
- Gross Square Footage and FTES in less than 100% leased space.

Residency Determination for Credit Courses

The District shall ensure that state apportionment for credit courses is only claimed for student attendance allowed by statute and registration. Student residence is a major factor for allowing districts to claim state apportionment for credit courses.

Concurrent Enrollment of K-12 Students in Community College Credit Courses

Community college districts are authorized to claim full-time equivalent students (FTES) for concurrent enrollment of K-12 pupils meeting certain requirements.

Uses of Matriculation Funds

The District is required to use local funds to support at least 75% of the matriculation activities, with the remaining expenditures claimable against the state matriculation allocation. In addition, all expenditures related to the allocation, both state and local funded portions, must be consistent with the District's state-approved matriculation plan and identifiable within the ten allowable activities. Also, the state allocation may not be used to supplant District-funded services, including personnel costs that existed in 1986-87 or before.

Allocation of Costs (DSP&S and EOP&S)

Salaries of instructors teaching FTES-generating classes, school counselors providing advisement, student services at the dean level or above, and financial aid officers conducting need analysis are not considered supportable charges against either Extended Opportunity Programs and Services (EOP&S) or Disabled Student Programs and Services (DSP&S) accounts unless their activities require them to perform additional functions for the EOP&S or DSP&S programs that are beyond the scope of services provided to all students in the normal performance of their regular duty assignments. These activities may be supported only to the extent of the supplementary services provided for EOP&S and DSP&S.

Enrollment Fees

The District is required to report the total amount charged to students, including paid and receivable, for purposes of calculating the District's annual apportionment.

Students Actively Enrolled

The District is required to clear the rolls of all inactive students as of each course section's drop date for attendance accounting purposes.

California Work Opportunity and Responsibility to Kids (CalWORKS)

The District is required to expend CalWORKs Program State and TANF funds to provide specialized student support services, curriculum development, or instruction to eligible CalWORKs students.

Open Enrollment

The District must comply with the Title 5 provisions of the California Code of Regulations related to open enrollment by the general public for all courses being submitted for state apportionment funding.



Minimum Condition – Standards of Scholarship

The District must adopt and comply with regulations consistent with the “Standards of Scholarship” contained in the California Code of Regulations. These regulations must be published in a statement under appropriate headings in the District’s catalogs.

Student Fees – Instructional Materials Fees and Health Fees

The District, in accordance with Education Code Section 76365, is permitted to require students to provide various types of instructional materials. The District’s governing board, when a student is required to provide instructional materials or other materials for a course, must have adopted policies or regulations that specify the conditions under which such materials will be required. In addition, Districts are permitted to sell instructional materials to students who wish to buy the required materials from the District. If the materials are offered for purchase through the District but students are not required to purchase from the District, the materials costs or fees are optional in nature. Any fees that are considered optional must be made clear to the students that they are optional and not required. Furthermore, Districts are permitted to require students to purchase instructional materials from them only under limited circumstances: the District is the only source of the materials or there is a health or safety reason for requiring students to purchase the materials from the District.

Noncredit Courses

The District is required to complete a self-assessment for each noncredit course.

Management is responsible for the District’s compliance with those requirements. Our responsibility is to express an opinion on the District’s compliance based on our examination.

Our examination was conducted in accordance with attestation standards established by the American Institute of Certified Public Accountants and, accordingly, included examining, on a test basis, evidence about the District’s compliance with those requirements and performing such other procedures as we considered necessary in the circumstances. We believe our examination provides a reasonable basis for our opinion. Our examination does not provide a legal determination on the District’s compliance with specified requirements.

In our opinion, the District complied, in all material respects, with the compliance requirements for the state programs listed and tested above, except as described in the Findings and Recommendations Section of this report. Further, nothing came to our attention as a result of the aforementioned procedures to indicate that the District had not complied with the terms and conditions of state-assisted educational programs not selected for testing, except as described in the Findings and Recommendations Section of this report.

This report is intended solely for the information and use of the District’s management, the Board of Trustees, the Finance Committee, and the state awarding agencies and is not intended to be and should not be used by anyone other than these specified parties.

*Gilbert Associates, Inc.*

**GILBERT ASSOCIATES, INC.**

**November 3, 2006**

**FINDINGS AND RECOMMENDATIONS SECTION**

**CONTRA COSTA COMMUNITY COLLEGE DISTRICT**  
**SCHEDULE OF AUDIT FINDINGS AND QUESTIONED COSTS**  
**YEAR ENDED JUNE 30, 2006**

---

**SECTION I - SUMMARY OF AUDITOR'S RESULTS**

*Financial Statements*

Type of auditor's report issued: Unqualified

Internal control over financial reporting:

Material weakness(es) identified?	_____ Yes	_____ <u>X</u> No
Reportable conditions identified not considered to be material weaknesses?	_____ Yes	_____ <u>X</u> None Reported

Noncompliance material to financial statements noted?

	_____ Yes	_____ <u>X</u> No
--	-----------	-------------------

*Federal Awards*

Internal control over major programs:

Material weakness(es) identified?	_____ Yes	_____ <u>X</u> No
Reportable conditions identified not considered to be material weaknesses?	_____ Yes	_____ <u>X</u> None Reported

Type of auditor's report issued on compliance for major programs: Unqualified

Any audit findings disclosed that are required to be reported in accordance with OMB Circular A-133, Section .510(a)?

	_____ Yes	_____ <u>X</u> No
--	-----------	-------------------

Identification of major programs

CFDA Numbers  
84.063, 84.007, 84.033, 84.032, 93.920

---



---

Name of Federal Program or Cluster  
Student Financial Assistance Program Cluster

---



---

Dollar threshold used to distinguish between Type A and Type B programs: \$ 419,965

Auditee qualified as low-risk auditee? \_\_\_\_\_ Yes \_\_\_\_\_ X No

**CONTRA COSTA COMMUNITY COLLEGE DISTRICT**  
**SCHEDULE OF AUDIT FINDINGS AND QUESTIONED COSTS**  
**YEAR ENDED JUNE 30, 2006**

---

*State Awards*

Internal control over major programs:

Material weakness(es) identified?

\_\_\_\_\_ Yes        X   No

Reportable conditions identified not  
considered to be material weaknesses?

  X   Yes      \_\_\_\_\_ None Reported

Type of auditor's report issued on  
compliance for state programs:

Unqualified

**CONTRA COSTA COMMUNITY COLLEGE DISTRICT**  
**SCHEDULE OF AUDIT FINDINGS AND QUESTIONED COSTS**  
**YEAR ENDED JUNE 30, 2006**

---

**SECTION II – FINANCIAL STATEMENT FINDINGS**

There were no financial statement findings for the year ended June 30, 2006.

**CONTRA COSTA COMMUNITY COLLEGE DISTRICT**  
**SCHEDULE OF AUDIT FINDINGS AND QUESTIONED COSTS**  
**YEAR ENDED JUNE 30, 2006**

---

**SECTION III – STATE COMPLIANCE**

**06-1. OPEN ENROLLMENT**

**Finding:**

The Los Medanos College was unable to locate documentation that demonstrated that a class was open to the general public. The college claimed 1.68 FTES for the selected course, resulting in a fiscal impact of \$5,404 for the disallowed FTES.

**Recommendation:**

We recommend that the Los Medanos College ensure that all classes are advertised in the class schedule and documentation of advertisement of any subsequent schedule changes is kept on file.

**District Response:**

The District concurs with the recommendation and will take the necessary steps to documentation is kept on file.

**06-2. NONCREDIT COURSES**

**Finding:**

Noncredit course self assessments were not completed and signed for the Contra Costa and Diablo Valley Colleges until after 2005-06 fiscal year end.

**Recommendation:**

We recommend that the Contra Costa and Diablo Valley Colleges complete and sign the noncredit course self assessments in accordance with state requirements, prior to the end of the respective fiscal year.

**District Response:**

The District concurs with the recommendation, and will ensure that noncredit course self assessments are completed within the respective fiscal year.

**CONTRA COSTA COMMUNITY COLLEGE DISTRICT**  
**SCHEDULE OF AUDIT FINDINGS AND QUESTIONED COSTS**  
**YEAR ENDED JUNE 30, 2006**

---

**06-3. STUDENT FEES – INSTRUCTIONAL MATERIALS FEES**

**Finding:**

The Los Medanos College did not include all instructional materials fees, subject to required disclosure, to students in the class schedule or course catalog.

**Recommendation:**

We recommend that the Los Medanos College disclose all instructional materials fees in the class schedule or course catalog, as required under Education Code Section 76365.

**District Response:**

The District concurs with the finding, and will ensure that the instructional materials fee is included in the class schedule or course catalog as required.

**06-4. CONCURRENT ENROLLMENT FOR K-12 STUDENTS IN COMMUNITY COLLEGE CREDIT COURSES**

**Finding:**

For summer session, the Los Medanos College did not require principals to certify that they had not recommended more than 5% of the total number of pupils completing that grade immediately prior to the time of recommendation, in accordance with state compliance requirements for concurrent enrollment of K-12 students.

**Recommendation:**

We recommend that the Los Medanos College require, during the summer session, principals to certify that they had not recommended more than 5% of the total number of pupils completing that grade immediately prior to the principal's recommendation.

**District Response:**

The District concurs with the finding, and will monitor compliance with the requirement as described above, to ensure that no more than 5% of a respective grade are recommended for attendance during summer session.

**CONTRA COSTA COMMUNITY COLLEGE DISTRICT**  
**SCHEDULE OF AUDIT FINDINGS AND QUESTIONED COSTS**  
**YEAR ENDED JUNE 30, 2006**

---

**SECTION IV - FEDERAL COMPLIANCE**

There were no federal compliance findings for the year ended June 30, 2006.



**CONTRA COSTA COMMUNITY COLLEGE DISTRICT**  
**STATUS OF PRIOR YEAR FINDINGS AND RECOMMENDATIONS**  
**YEAR ENDED JUNE 30, 2006**

---

<b>Recommendation</b>	<b>Current Status</b>	<b>District Explanation If Not Implemented</b>
05-1. <b>CONCURRENT ENROLLMENT</b> Recommend that the Contra Costa College ensure that all forms that all forms are signed by the high school principal and the parent/guardian, and retained in the student file.	Implemented	
05-2. <b>REQUIRED DATA ELEMENTS</b> Recommend that the Contra Costa College compare all census rosters against the schedule of courses to ensure that all census rosters are received from instructors.	Implemented	
05-3. <b>STUDENT FEES – INSTRUCTIONAL MATERIALS FEES</b> Recommend that the Los Medanos College disclose all instructional materials fees in the class schedule or course catalog, as required under Education Code Section 76365.	Not implemented. See Finding 06-3	The 2004-05 audit report was issued in March of 2006, and due to the timing of issuance, Los Medanos College did not have an opportunity to disclose the required instructional materials fees in the class schedule or course catalog, as required under Education Code Section 76365.
05-4. <b>STUDENT FINANCIAL ASSISTANCE PROGRAM CLUSTER</b> Recommend that the Financial Aid Department institute a process by which they monitor the Admissions and Records submission, to ensure that the reporting is done within the prescribed compliance guidelines.	Implemented	