



# The Economic Value of Contra Costa College




## About CCC



9,638  
Credit students



564  
Non-credit students



800  
Employees

## Economic impact analysis



**\$246.5 million** Added income

### Alumni impact

Impact of the increased earnings of CCC alumni and the businesses they work for

An economic boost similar to hosting the World Series **38x**

OR **2,082** Jobs supported



**1** out of every **29**

jobs in West Contra Costa County is supported by the activities of CCC and its students.



**\$46.6 million** Added income

### Operations spending impact

Impact of annual payroll and other spending

Enough to buy **987** new cars



OR **809** Jobs supported



**\$20.3 million** Added income

### Student spending impact

Impact of the daily spending of CCC students attracted to or retained in the region

Enough to buy **1,387** families\* a year's worth of groceries



OR **289** Jobs supported



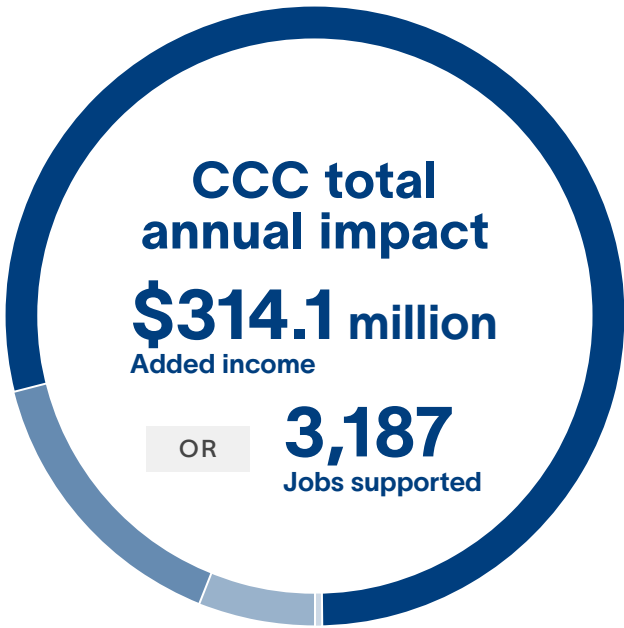
**\$0.7 million** Added income

### Construction spending impact

Impact from \$4.0 million spent on construction projects

OR **7** Jobs supported

● = 50 jobs    \* = family of four



**CCC total annual impact**  
**\$314.1 million**  
Added income

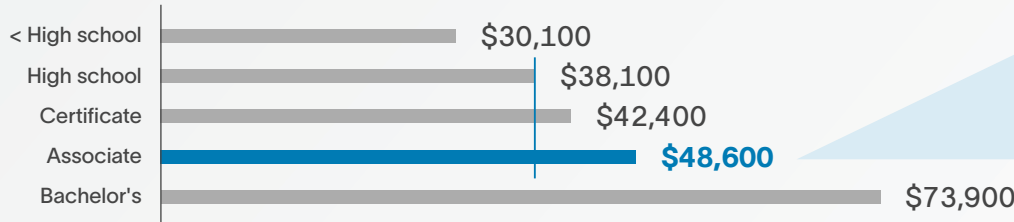
OR **3,187**  
Jobs supported



## Investment analysis



### Average earnings by education level at career midpoint



The average associate degree graduate from CCC will see an increase in earnings of **\$10,500** each year compared to someone with a high school diploma working in California.

For every **\$1...**



**Students** gain **\$8.80** in lifetime earnings



**Taxpayers** gain **\$1.90** in added tax revenue and public sector savings



**Society** gains **\$13.30** in added income and social savings