



How to Register for my|CalPERS



Not registered yet?


Go to my.calpers.ca.gov and follow these steps:

- 1 On the Pre-Log In page, select **Participant** and **Continue**.
- 2 Select **Register Now**.
- 3 Accept the terms and conditions under the Security Agreement.
- 4 Identify yourself by providing your name, date of birth, last four digits of your Social Security number or your CalPERS Identification number.
- 5 Answer a set of questions about your CalPERS account to verify your identity.
- 6 Create a Username and Password, and enter your email address.
- 7 Choose a personal security image and message.
- 8 Choose your security questions and answers. It's important to choose questions and answers you will remember.
- 9 Log in to my|CalPERS.

- 1 **Participant**
You are a participant if you are a member or non-member, community property payee, beneficiary, survivor, subscriber dependent, conservator, or have power of attorney.
 ←
- 2 New to my|CalPERS? [Register Now](#) ←
- 3
- 4 **First Name (required)**

Don't include your middle name or initial.
- 5 **Verify Your Identity (1 of 3)**
To verify your identity, choose the option that best answers the statement.
- 6 **Password (required)**

At least 8 characters.
No spaces, case sensitive.
- 7 
- 8 **Question 1 (required)**
- 9 Welcome to my|CalPERS




How to Access my|CalPERS

Can't remember your username?

- 1 Select **Forgot Your Username?**
- 2 Identify yourself by providing your name, date of birth, last four digits of your Social Security number or your CalPERS Identification number.
- 3 Select how you want to recover your username. You can choose to answer your security questions or have a temporary passcode sent to your email address or mobile number on record. Once you enter your temporary passcode, your username will appear.

Can't remember your password?

- 1 Select **Forgot Your Password?**
- 2 Identify yourself by providing your name, date of birth, last four digits of your Social Security number or your CalPERS Identification number.
- 3 Select how you want to reset your password. You can choose to reset your password by answering your security questions or by having a temporary passcode sent to your email address or mobile number on record. Once you enter the temporary passcode, you can create a new password.

If you exceed the allowed number of attempts to validate your identity, your account will be locked to protect your security. To unlock your account, contact us at **888 CalPERS** (or **888-225-7377**).

1 **Username (required)**

[Forgot your Username?](#) ←

2 **Identify Yourself**

Complete all of the fields below so we can confirm your identity. The information you enter must current Benefit Statement **exactly**.

First Name (required)

Don't include your middle name or initial.

Last Name (required)

Don't include a suffix such as Jr., Sr., I, II, etc.

3 **Recover Your Username**

How would you like to recover your username? **(required)**

By Email
Send a passcode to sxxxxxxxxxxx@calpers.ca.gov

By Phone
Send a passcode to XXX-XXX-2390
Text message fees may apply depending on your carrier.

1 **Password (required)**

[Forgot Your Password?](#) ←

2 **Identify Yourself**

Complete all of the fields below so we can confirm your identity. The information you enter must current Benefit Statement **exactly**.

First Name (required)

Don't include your middle name or initial.

Last Name (required)

Don't include a suffix such as Jr., Sr., I, II, etc.

3 **Reset Your Password**

How would you like to reset your password? **(required)**

By Email
Send a passcode to sxxxxxxxxxxx@calpers.ca.gov

By Phone
Send a passcode to XXX-XXX-2390